

Free tutorial for Christmas star + Video tutorial

Learn how to make a beautiful beaded Christmas earrings or pendant with our free tutorial for Christmas star. You can watch even video tutorial on Youtube. [Click here to go to youtube tutorial](#) or find the link in the end of this post. Free diagrams and pdf are available as usually. Just click "to see more"! This free bead pattern is easy to follow and even bead beginners can make these beaded Christmas star earrings. You can use this free beading tutorial to make a cute winter pendant or christmas ornament. We think it can be a nice Christmas gift for your friends.

**FREE TUTORIAL
PATTERN + VIDEO**
beadsmagic.com



FREE TUTORIAL



Materials:

superduo beads (red)

round beads 4 mm (red)

fire polished beads 4 mm (green)

seed beads Toho 11/0 in two colors (bronze and green)

earrings hooks

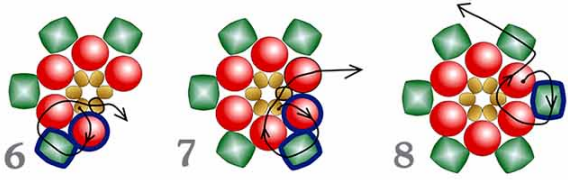
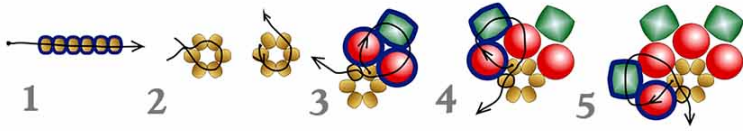
fireline or fishing line

U can download this pattern in pdf format by clicking the pdf button in the end of this post.

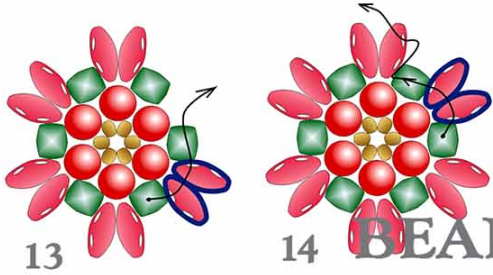
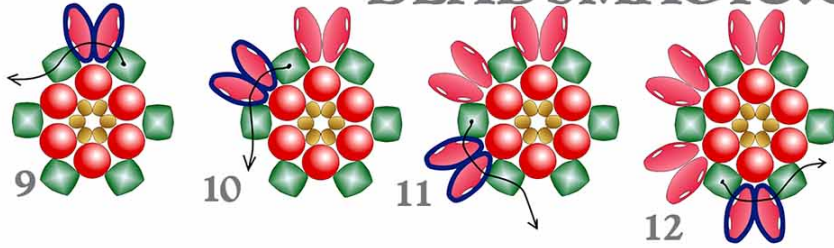




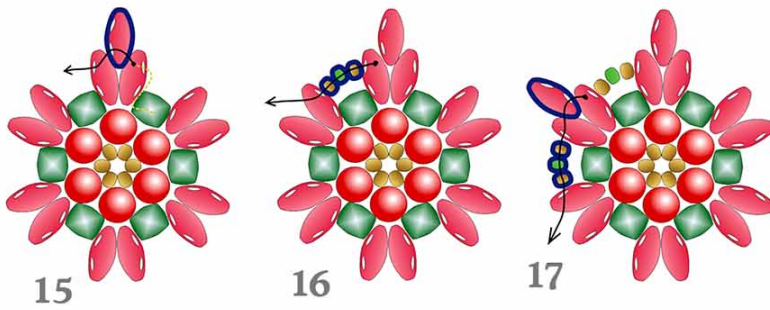
Click on the diagram to enlarge it.

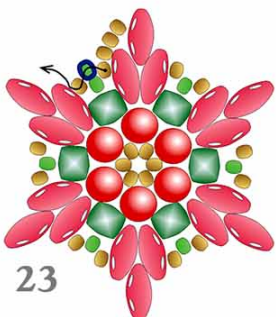
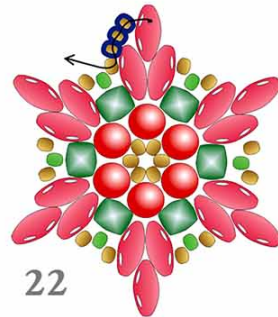
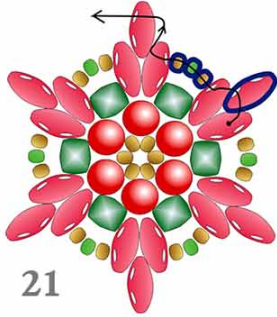
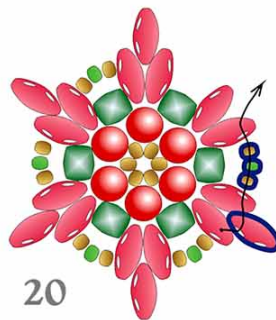
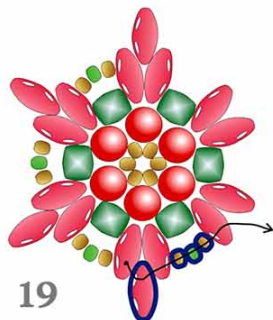



BEADSMAGIC.COM

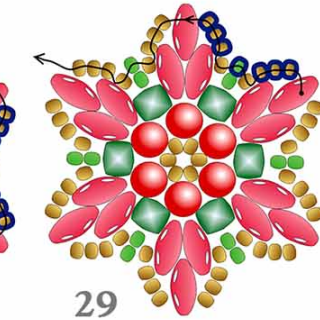
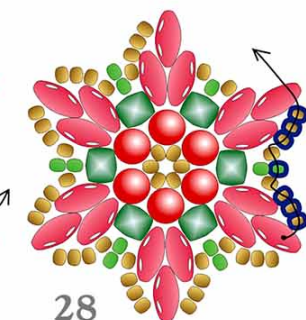
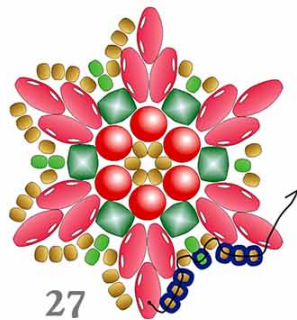
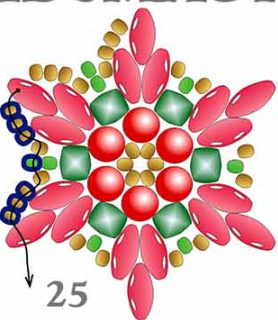
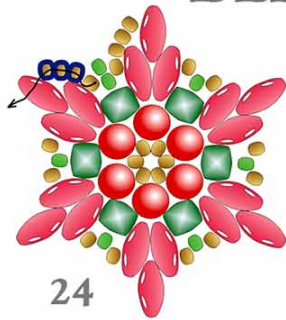


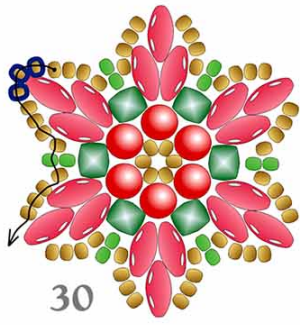
BEADSMAGIC.COM



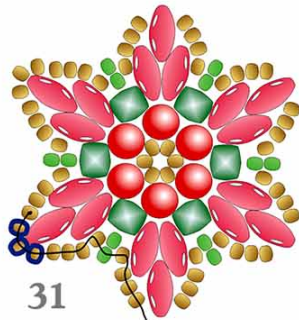


BEADSMAGIC.COM

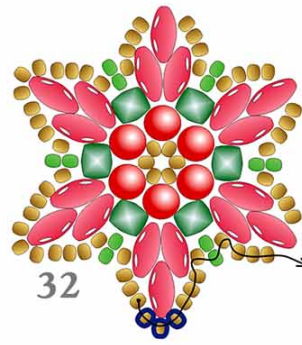




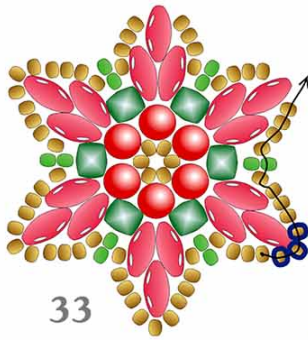
30



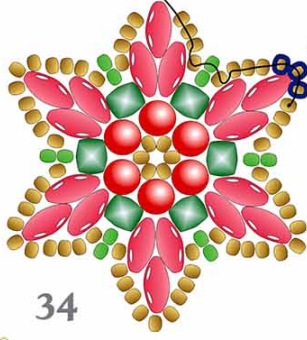
31



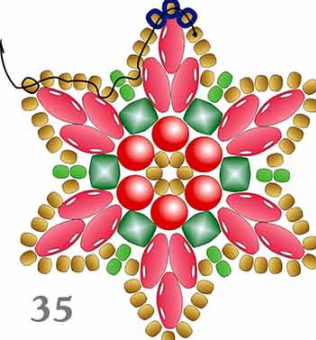
32



33



34



35



36

BEADSMAGIC.COM

FREE TUTORIAL
beadsmagic.com





NOTE: *We don't mind if you sell the projects that you make with our patterns, but please mention that you got the pattern from beadsmagic.com.*

Dont forget to share your beaded jewelry in our facebook group – facebook.com/groups/beadsmagicpatterns