

Pattern for nice bracelet Magdala

Pattern for nice bracelet Magdala by [Nansy Peterson](#)



You need:

75 bicone beads 3 mm

76 round beads 4 mm

Seed beads

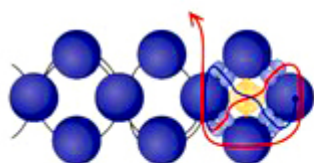


Fig. 1: Adding the first cross to the base

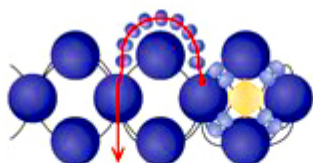


Fig. 2: Forming the fan base

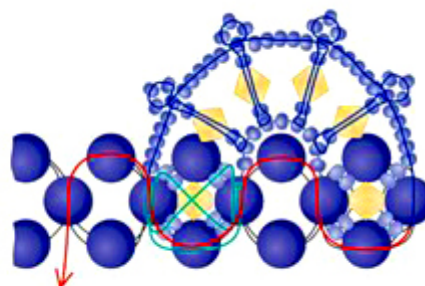


Fig. 3: Weaving the fan

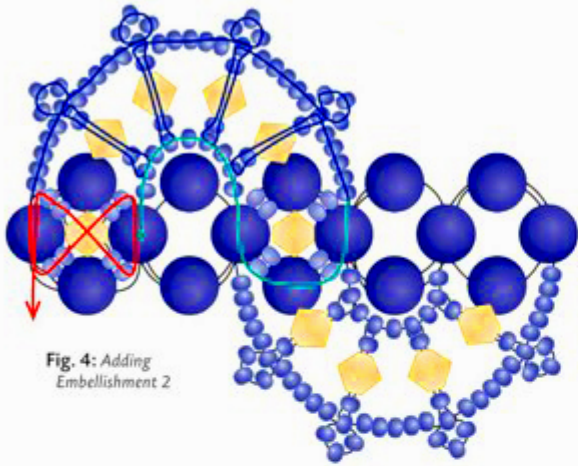


Fig. 4: Adding Embellishment 2

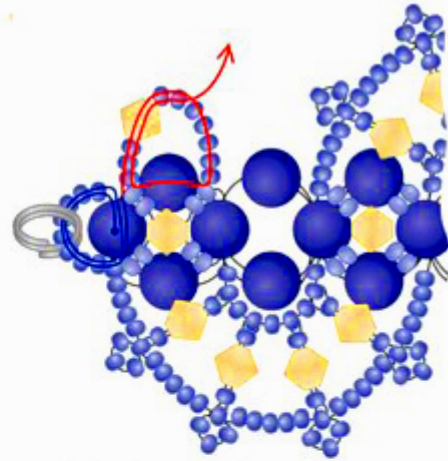


Fig. 5: Stitching the clasp loop and end connector

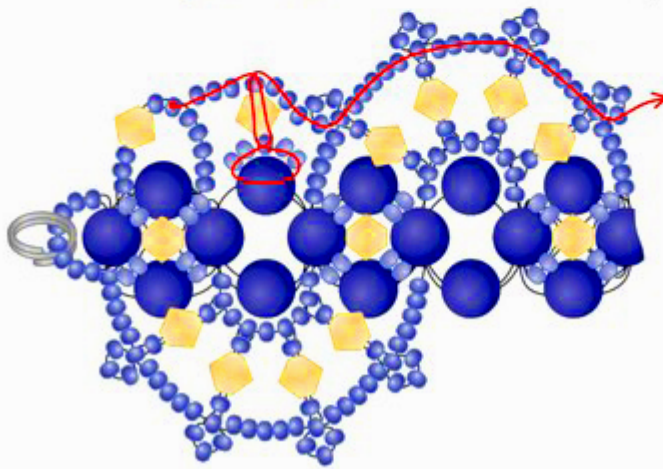


Fig. 6: Adding connectors between fans

[CLICK TO VISIT NANSY PETERSON BLOG](#)