

# Pattern for a pendant or brooch Hypnotic by Vyolina

Here is a pattern for a pendant or brooch Hypnotic by [Vyolina](#)!



## **U need:**

1 button or rivoli 17mm

15 fire polished beads 3 mm

15 fire polished beads 4 mm

15 bicone beads 4 mm

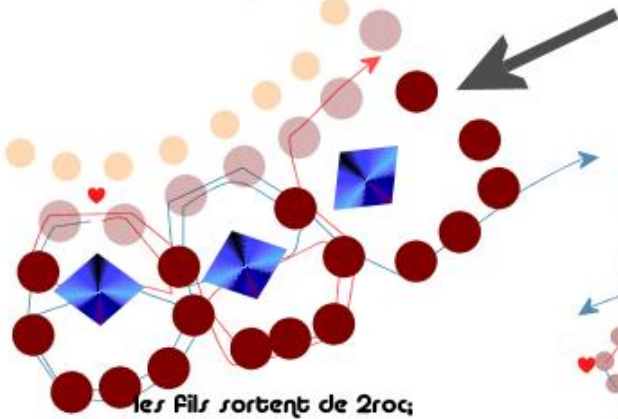
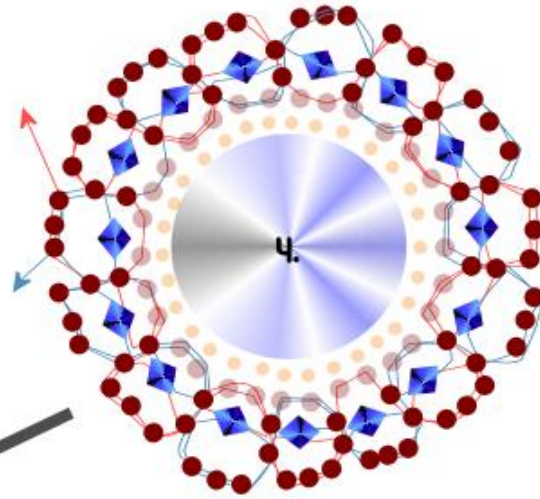
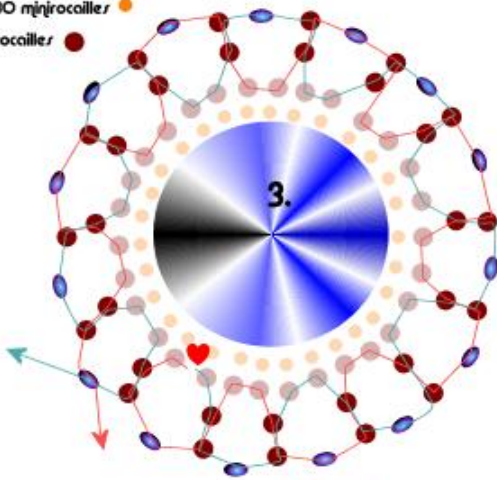
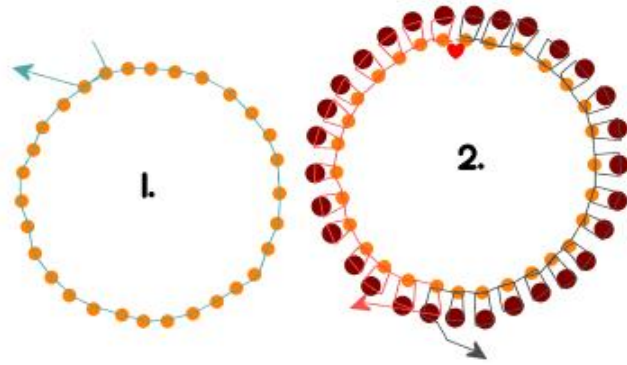
mini seedbeads

seed beads

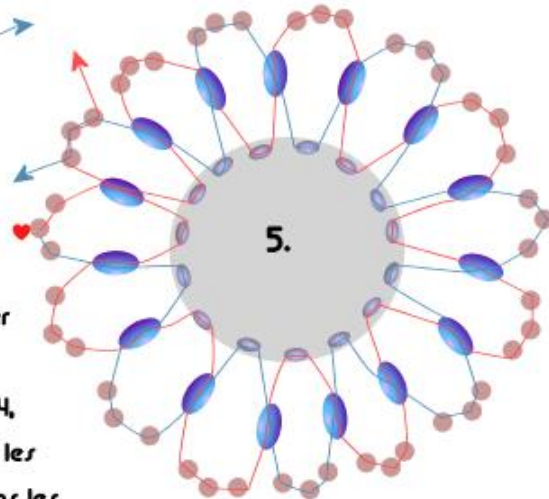


# ΝΥΡΩΤΙΣ

- 1 bouton 17mm
- 15 Facettes 3mm
- 15 Facettes 4mm
- 15 toupies 4mm
- 30 microcaillies
- rocailler



les fils sortent de 2roc;  
 sr le fil bleu enfil. 6 roc, 1 t4, repasser  
 ds toutes les roc à partir de la 2';  
 sr le fil rouge enfil. passer dans la t4,  
 ds la l'roc placée sur le fil bleu, dans les  
 2 roc du centre et croiser les fils dans les  
 2 roc "transversales"



ΒΥΟΥΛΗ 24/10/06

[CLICK TO VISIT VYOLINAs BLOG](#)