

# Heart earrings free pattern & video

Learn how to make these beautiful beaded heart earrings with our free beading pattern. These earrings with beaded hearts is a nice option for st Valentines day gift! We used for this beading tutorial round beads, bicone beads and seed beads Toho. Our step by step beading instruction is very clear and detailed and every bead beginner can follow it. This time you can watch even video tutorial on Youtube. [Click here to go to youtube tutorial](#) or find the video in the end of this post. Free bead diagrams and pdf tutorial are available as usually. Please comment what you think about this bead tutorial and if you are going to use this beading pattern.

**FREE PATTERN + VIDEO**  
[beadsmagic.com](http://beadsmagic.com)



FREE PATTERN+VIDEO  
beadsmagic.com



Materials:

- red seed beads Toho 11/0 (i used 45A)
- gold seed beads Toho 11/0 (i used PF 557)
- round beads 4 mm
- bicones 4mm

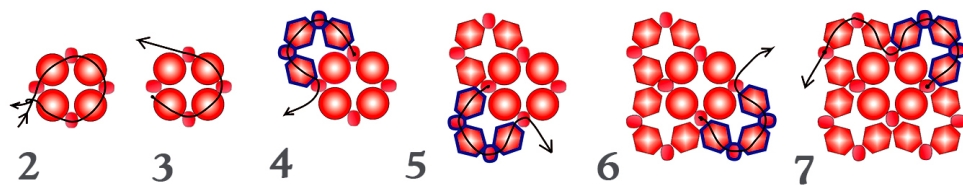
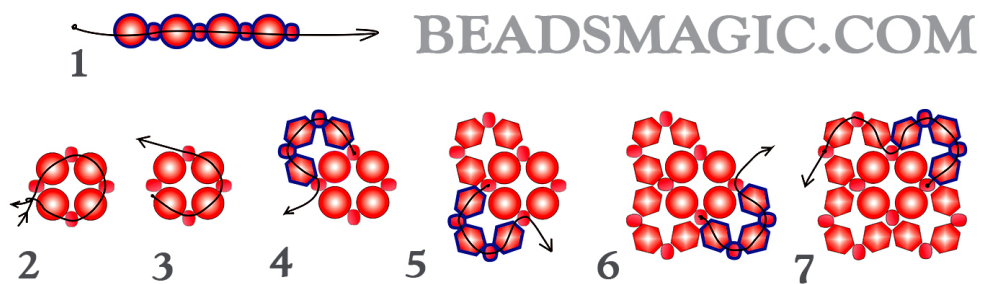
- fireline or any beading thread
- a needle 11
- earrings hooks

U can download this pattern in pdf format by clicking the pdf button in the end of this post.

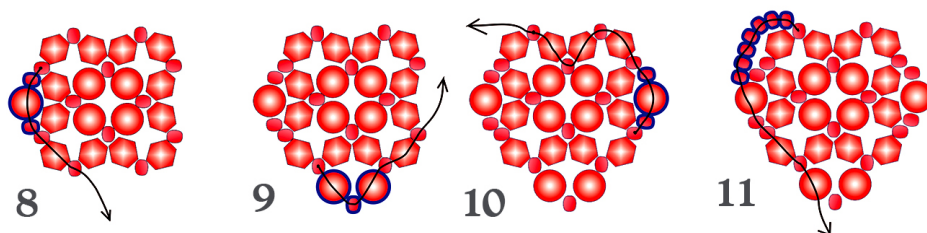
**FREE PATTERN**  
**[beadsmagic.com](http://beadsmagic.com)**



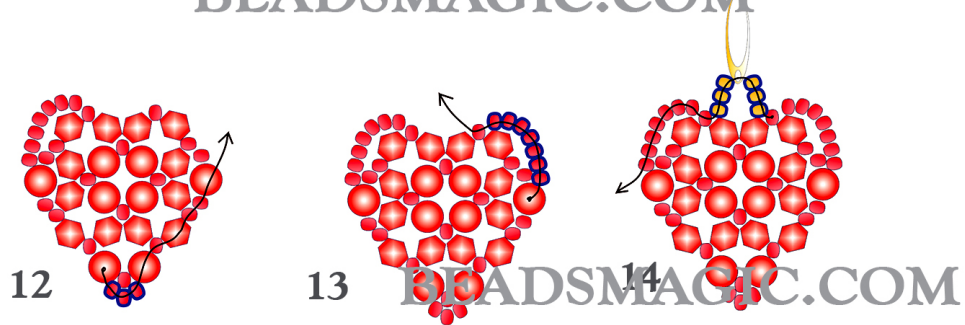
Click on the diagram to enlarge it.



BEADSMAGIC.COM



BEADSMAGIC.COM



FREE PATTERN  
beadsmagic.com



**NOTE:** *We don't mind if you sell the projects that you make with our patterns, but please mention that you got the pattern from beadsmagic.com.*

Dont forget to share your beaded jewelry in our facebook group – [facebook.com/groups/beadsmagicpatterns](https://www.facebook.com/groups/beadsmagicpatterns)