The most popular Christmas tutorial

Here is our the most popular Christmas tutorial for beautiful snowflake. Free tutorial for beautiful beaded snowflake with rivoli Swarovski. U can use it like ornament or pendant. This bead pattern is easy and doesnt take much time to make but looks so gorgeous.

U need:

rivoli 14 mm

delica 11/0

seed beads toho 15/0

U can download this pattern in pdf format by clicking the pdf

button in the end of this post.

Click on the diagram to enlarge it.

At first bezel rivoli with 36 seed beads Delica using peyote stitch. U can use our pattern or make it as u used to make yourself

Bezel rivoli 14 cm with a peyote stitch

BEADSMAGIC.COM

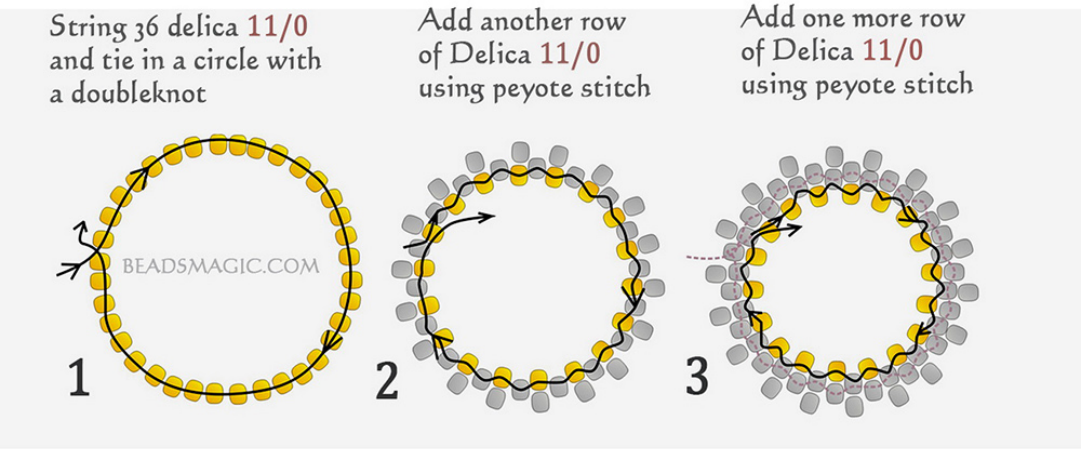

BEADSMAGIC.COM

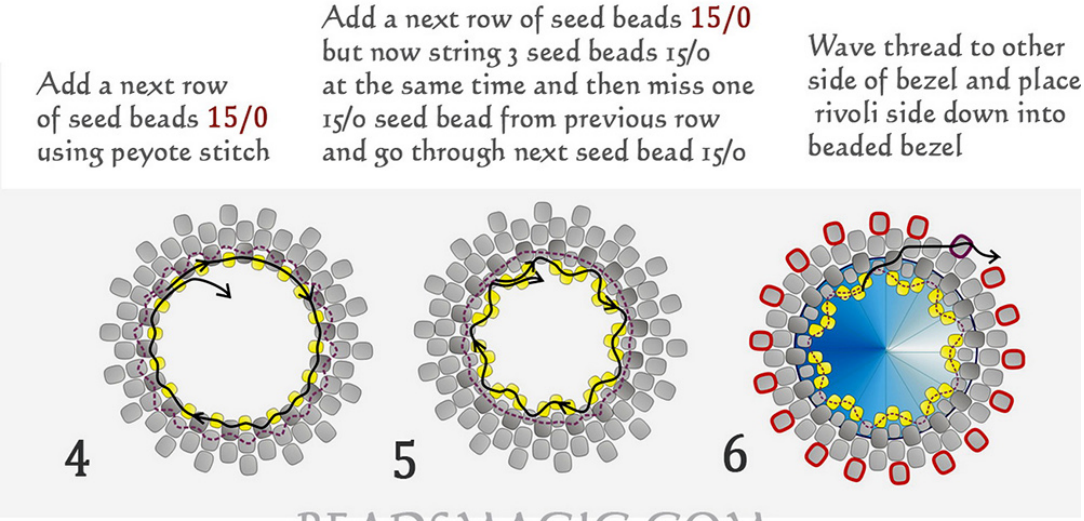

BEADSMAGIC.COM

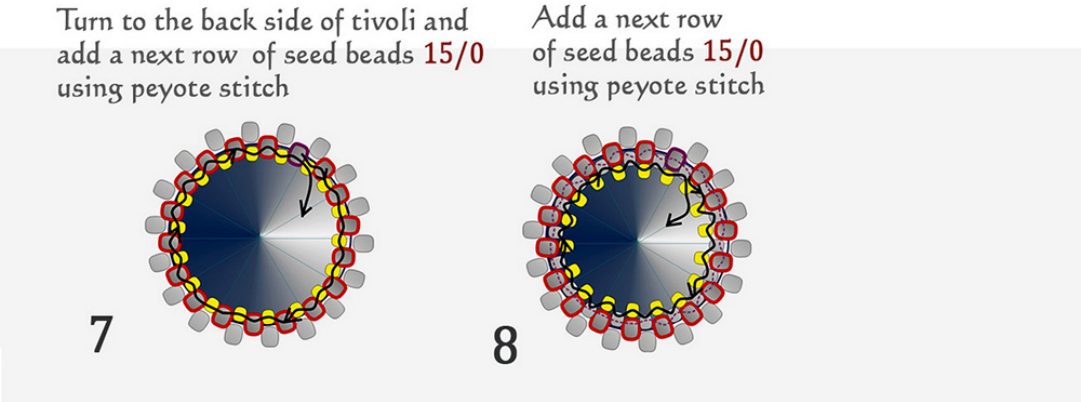

U must get rivoli bezeled like this.

Next step is to bead 12 snowflake beams using peyote stitch.

We weave from the beads marked with blue and pink dots according photos.

U need to string next quantity of seed beads:

blue dots: 9 delica 11/0 – 3 seed beads 15/0 – 1 delica 11/0

pink dots: 7 delica 11/0 – 3 seed beads 15/0 – 1 delica 11/0

Snowflake tutorial by Zhanna V (biser.info/user/63797)