

Free tutorial for Snowflake earrings + Video!

Learn how to make a beautiful beaded winter earrings with our free tutorial for snowflake earrings. This time you can watch even video tutorial on Youtube. [Click here to go to youtube tutorial](#) or find the link in the end of this post. This is our first video so dont judge us too hard ?. Free diagrams and pdf are available as usually. Just click to see more! This free bead pattern is easy to follow and even bead beginners can make these beaded snowflake earrings. You can use this free beading tutorial to make a cute winter pendant or christmas ornament. We think it can be a nice Christmas gift for your friends.

FREE TUTORIAL

beadsmagic.com



Materials you need:

superduo opaque luster white

superduo powdery turquoise

seed beads Toho 11/0 nr 401

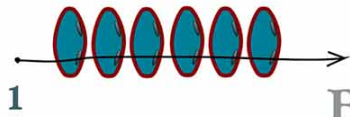
fire polished beads rutkovsky 4 mm

U can download this pattern in **pdf format** by clicking the pdf button in the end of this post.

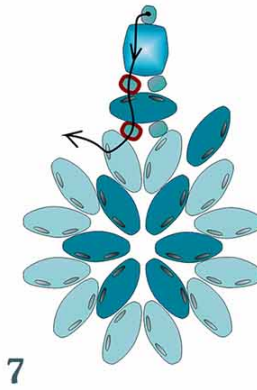

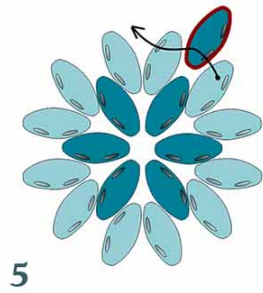
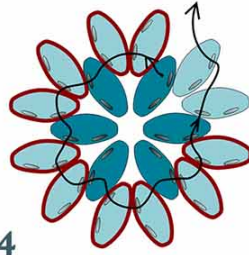


Video tutorial – <https://youtu.be/200LgQnhtr4>



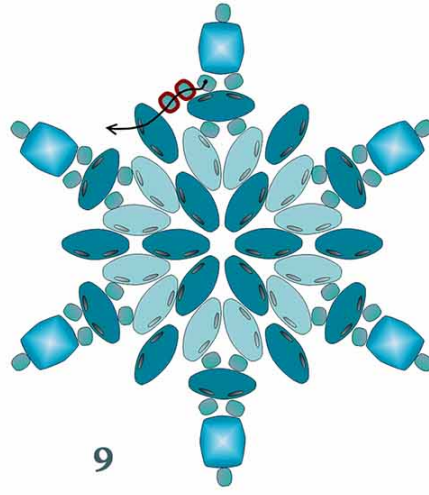
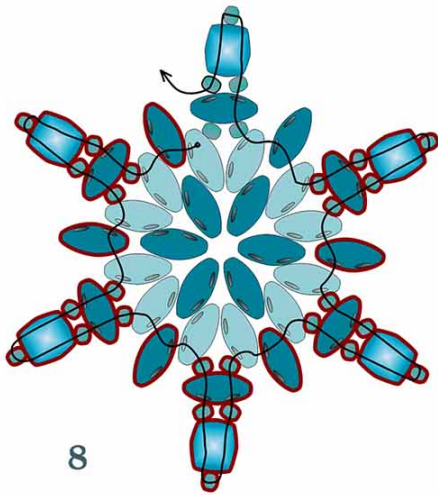
Click on the diagram to enlarge it.

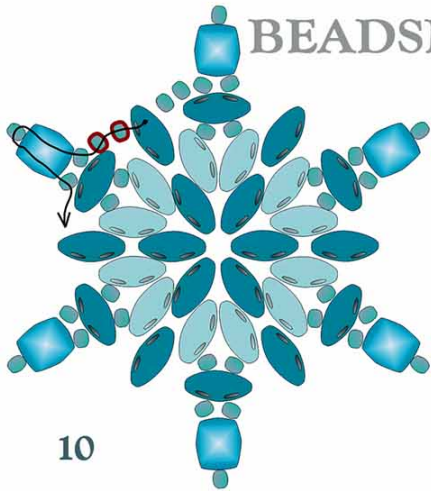


BEADSMAGIC.COM

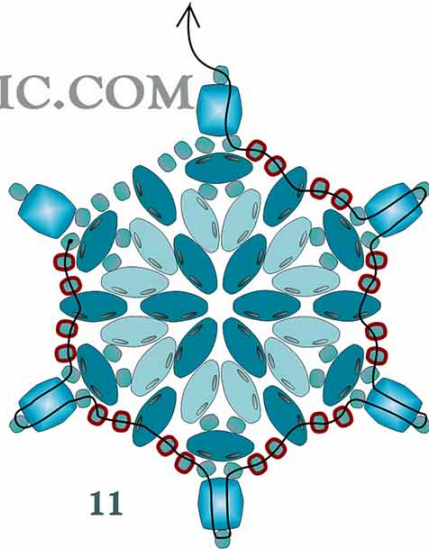


BEADSMAGIC.COM






10



11



12



Snowflake earrings



Click here to watch on Youtube!



FREE TUTORIAL
beadsmagic.com



NOTE: *We don't mind if you sell the projects that you make with our patterns, but please mention that you got the pattern from beadsmagic.com.*

Dont forget to share your beaded jewelry in our facebook group – [facebook.com/groups/beadsmagicpatterns](https://www.facebook.com/groups/beadsmagicpatterns)