

# Free tutorial for necklace Colors

Make this beautiful colourful necklace with our free tutorial Colors. I made very detailed step by step instructions so its easy to follow this beading pattern. Materials you need are only seed beads 11/0 in four colors – black, blue, yellow and red. You can use any seed beads – Toho, Miyuki or Preciosa seed beads. I personally like Toho seed beads more of all. I hope you will enjoy my free beading pattern and it will be easy to make this necklace in boho style. This bead pattern is good even for beginners.

Pdf pattern is also available. You can find many other necklace tutorials on our website.



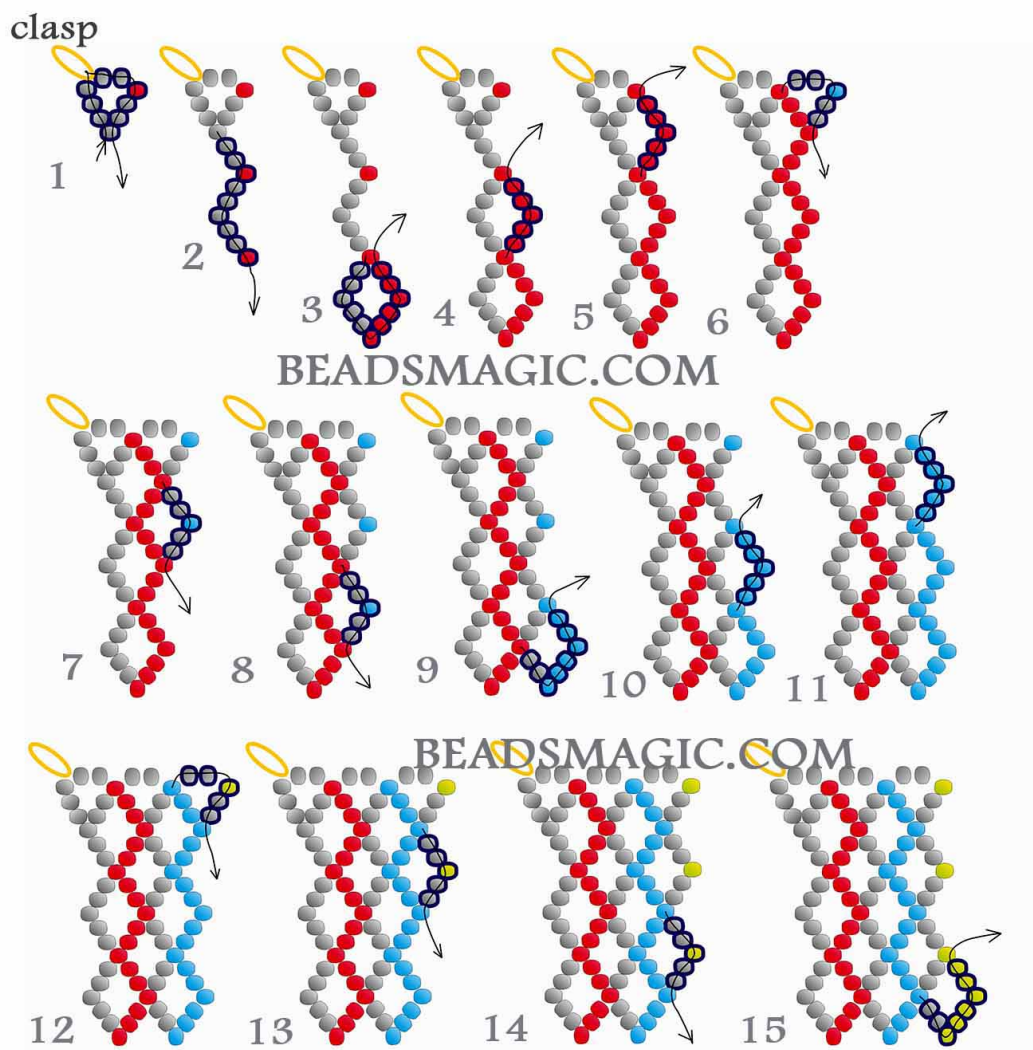
U need:

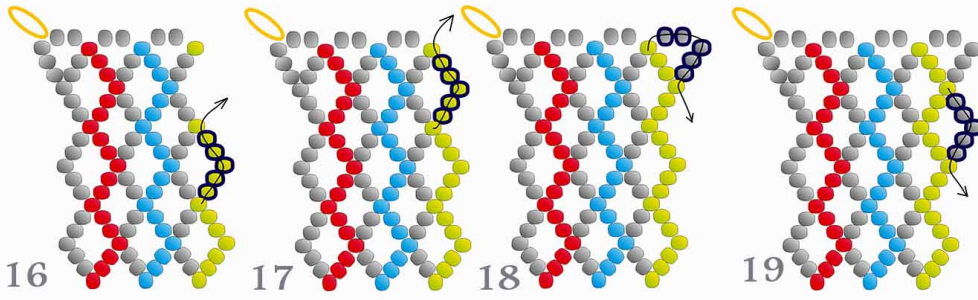
seed beads 11/0

clasp

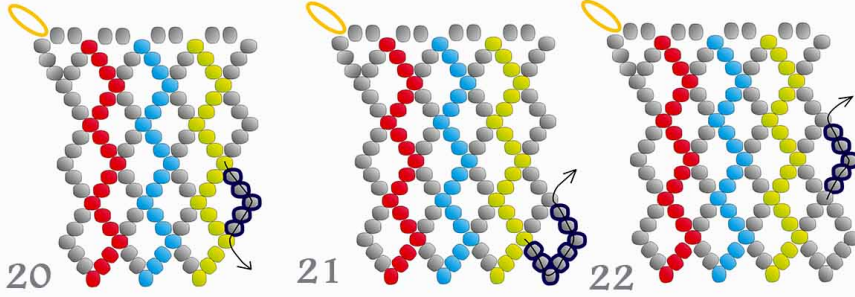
U can download this free bead pattern in pdf format by clicking the pdf button in the end of this post.

**Click on the diagram to enlarge it.**

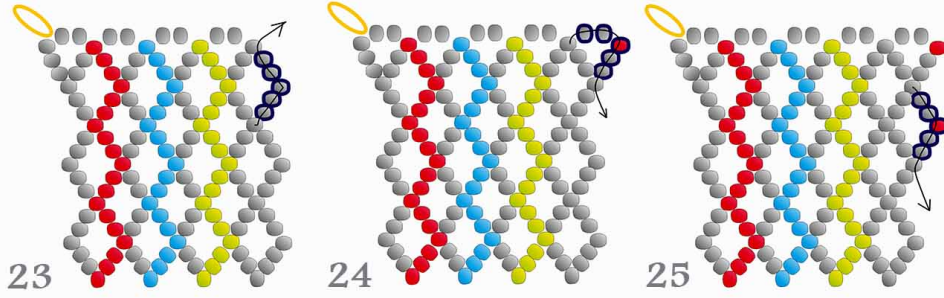




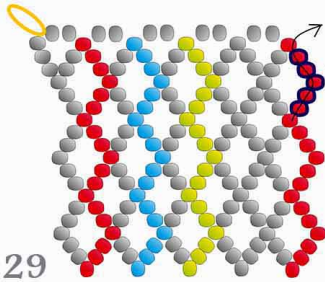
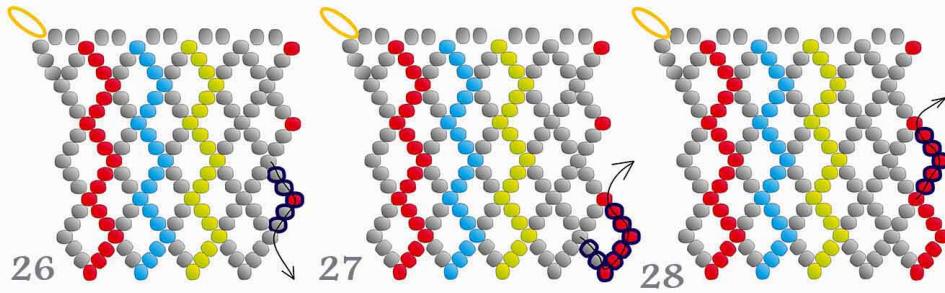
BEADSMAGIC.COM



BEADSMAGIC.COM

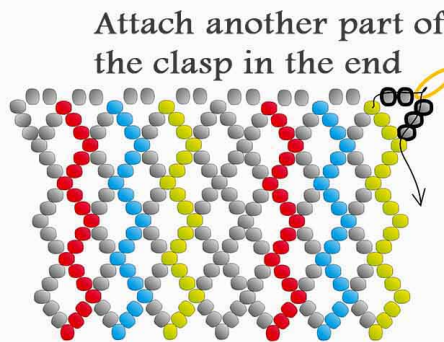






After you finish step 29 repeat steps 6 -29 to desired length of the necklace.

BEADSMAGIC.COM



**NOTE:** We don't mind if you sell the projects that you make with our patterns, but please mention that you got the pattern from [beadsmagic.com](http://beadsmagic.com).

Dont forget to share your beaded jewelry in our facebook group – [facebook.com/groups/beadsmagicpatterns](https://facebook.com/groups/beadsmagicpatterns)