

# Free tutorial for earrings Dulce

New free tutorial for earrings Dulce is here! This beaded earrings pattern is very easy to use and it takes only 30 minutes to make these amazing earrings. You need only bicones Preciosa (or Swarovski), superduo and seed beads Toho. This bead pattern can use even beginners! There are a lot of colors combinations for this seed beads pattern. These earrings is nice variant for selling on Etsy. PDF tutorial is available.

FREE TUTORIAL  
beadsmagic.com



Materials u need for this seed beads tutorial:

Superduo 5x2,5 mm (metallic blue suede)

Bicones Preciosa 4 mm citrine matt

Toho seed beads 11/0 Permanent Finish Galvanized Silver Toho  
PF558



U can download this pattern in pdf format by clicking the pdf button in the end of this post.

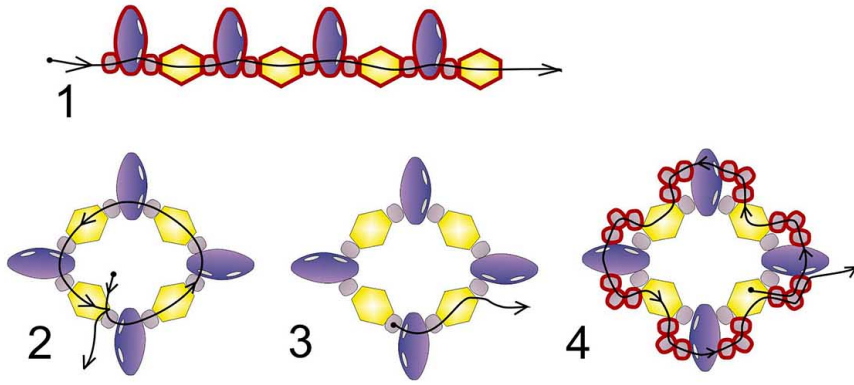




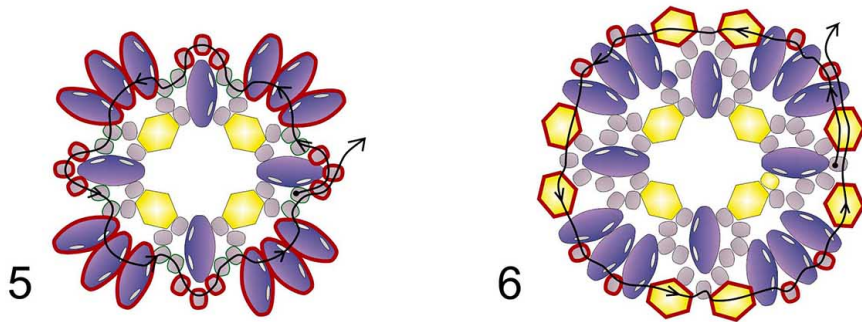
**FREE TUTORIAL**  
**beadsmagic.com**



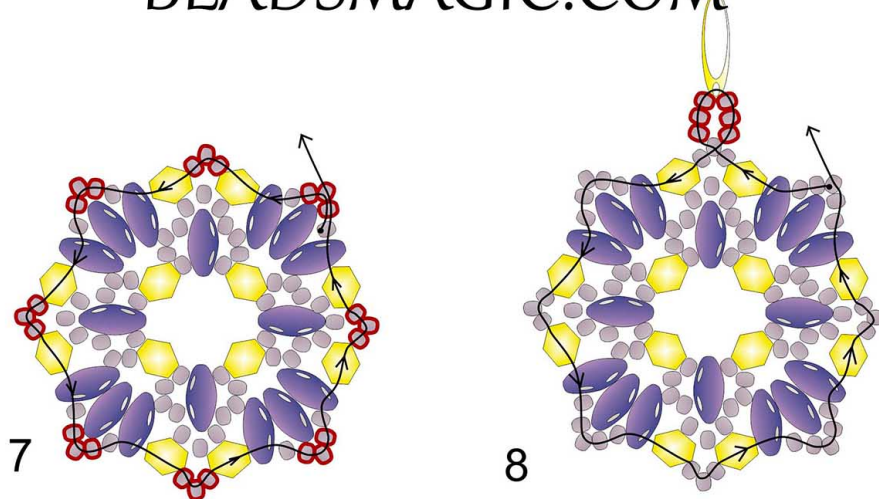
**Click on the diagram to enlarge it.**



BEADSMAGIC.COM



BEADSMAGIC.COM





**FREE PATTERN**  
beadsmagic.com



**NOTE:** *We don't mind if you sell the projects that you make with our patterns, but please mention that you got the pattern from beadsmagic.com.*

Dont forget to share your beaded jewelry in our facebook group – [facebook.com/groups/beadsmagicpatterns](https://www.facebook.com/groups/beadsmagicpatterns)