


Free pattern + Video for bracelet Red Hearts

Learn how to make this beautiful beaded bracelet with our free pattern and video tutorial. This bracelet "Red hearts" is one of the most popular beading patterns on beadmagic.com. So i desided to make more clear and detailed beading tutorial and even youtube video tutorial. This bracelet with beaded hearts is a nice variant for st Valentines gift! [Click here to go to youtube tutorial](#) or find the link in the end of this post. Free **diagrams and pdf** pattern are availible as usually. Just click "[to read more](#)"!

FREE PATTERN
beadsmagic.com



FREE PATTERN + VIDEO
beadsmagic.com



Materials:

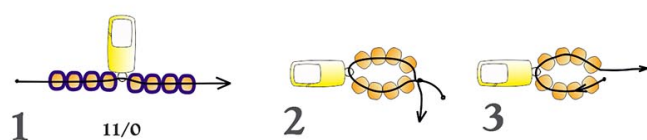
- red seed beads Toho 11/0 (i used 45A)
- gold seed beads Toho 11/0 (i used PF 557)
- red seed beads Toho 15/0 (i used 5F)
- pearls or round beads or bicones 4mm
- fireline or any beading thread (180cm)
- a needle 11 or 12 – a clasp

U can download this pattern in pdf format by clicking the pdf button in the end of this post.

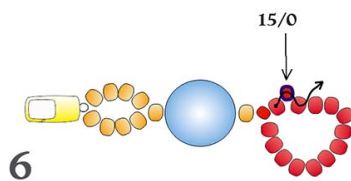
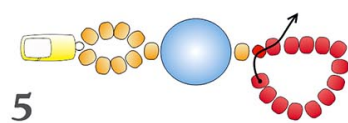
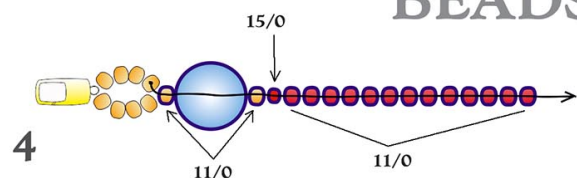


Click on the diagram to enlarge it.

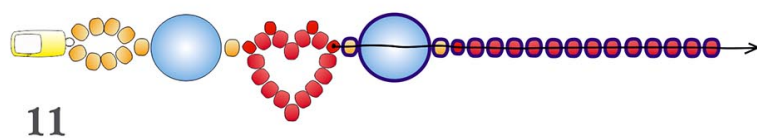
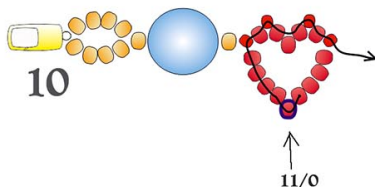
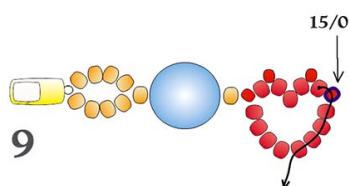
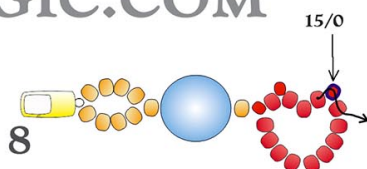
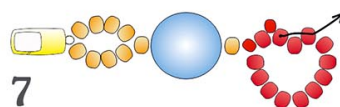
Bracelets length on the picture is 19 cm.



BEADSMAGIC.COM



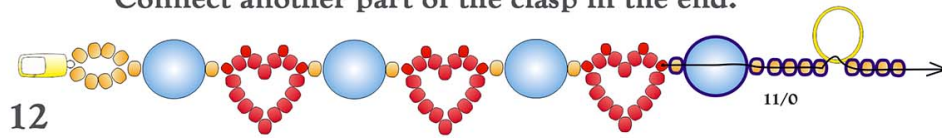
BEADSMAGIC.COM



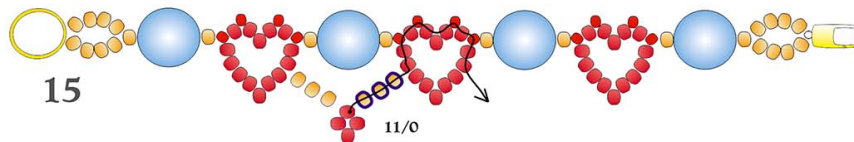
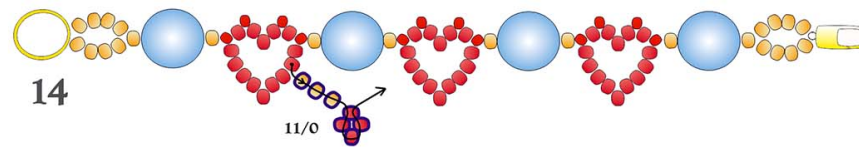
After you finish step 11 repeat steps 5-11 till desired length.

<

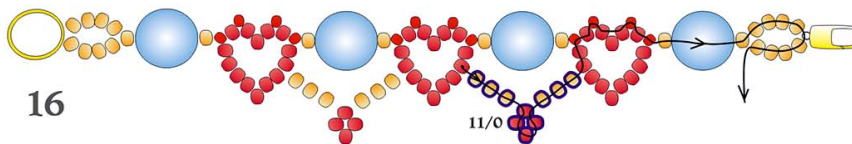
Connect another part of the clasp in the end.



BEADSMAGIC.COM



Repeat steps 14-15 until the end of the bracelet.



Bracelet Red Hearts on beadsmagic.com

FREE PATTERN + VIDEO
beadsmagic.com



NOTE: *We don't mind if you sell the projects that you make with our patterns, but please mention that you got the pattern from beadsmagic.com.*

Dont forget to share your beaded jewelry in our facebook group – facebook.com/groups/beadsmagicpatterns

