

# Free pattern for pendant Apollo with zoliduo

Use our free pattern to make this beautiful pendant Apollo using zoliduo and superduo beads. This must-have beading tutorial is fit for beginners and more advanced beaders. Pay attention that we used left and right variant of zoliduos in this pattern. U can make even amazing earrings using this simple tutorial. Pdf is available.



U need:

zoliduos in both right and left execution

superduos

seed beads toho 11/0

round beads 4 mm

czech fire polished faceted beads 4 mm

U can download this pattern in pdf format by clicking the pdf button in the end of this post.

**Click on the diagram to enlarge it:**



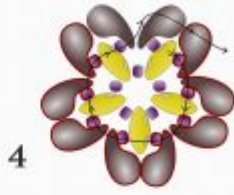
1



2

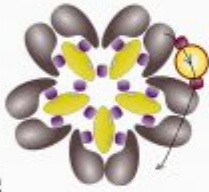


3

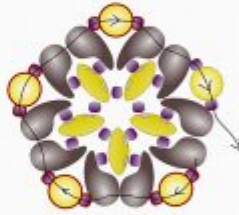


4

BEADSMAGIC.COM

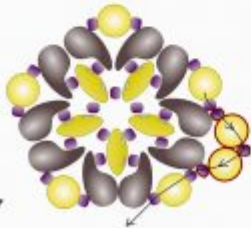


5

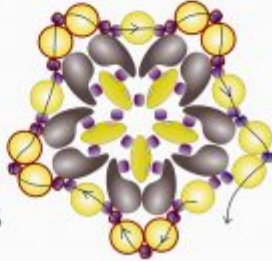


6

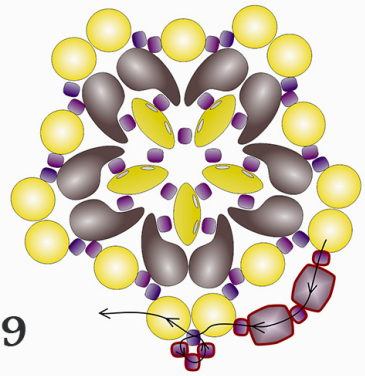
BEADSMAGIC.COM



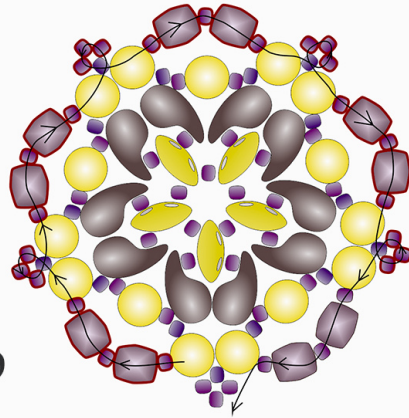
7



8

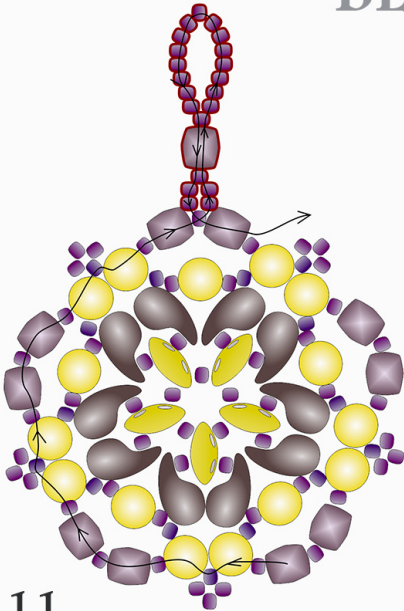


9



10

BEADSMAGIC.COM



11