

Free pattern for penadant Aria

Make this beautiful boho pendant using our new free pattern for pendant Aria. To make this you need very simple list av materials – toho seed beads (or Miyuki), superduo, round beads. This bead tutorial is easy to follow and even beginner can use this pendant tutorial. PDF tutorial is also availible. Its possible to use this seed beads tutorial to make amazing colorful earrings.

FREE PATTERN
beadsmagic.com



Materials you need:

Superduo 5x2,5 mm (metallic blue suede)

Seed beads 11/0 (Toho 50)

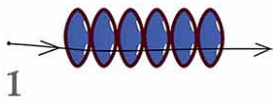
Round pressed glass beads 4 mm 83120 (E11119001)

U can download this pattern in pdf format by clicking the pdf


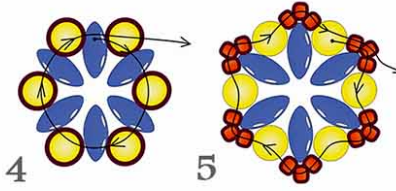
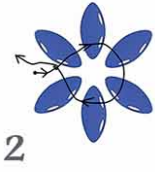
button in the end of this post.



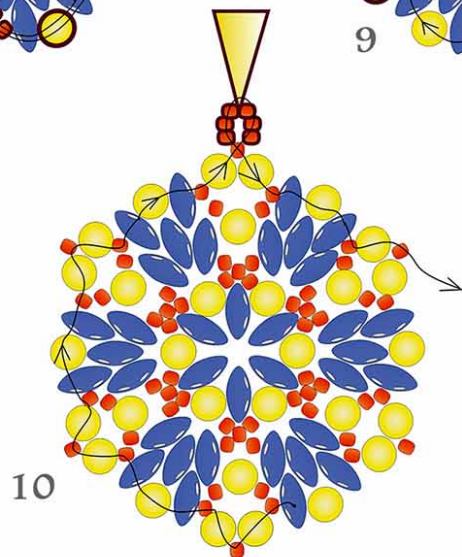
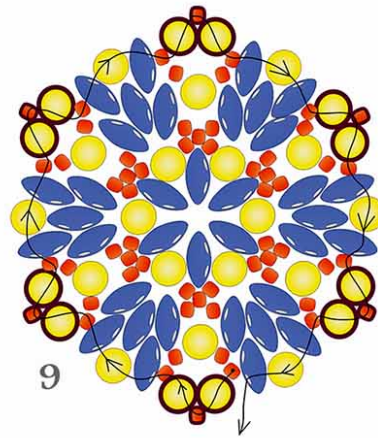
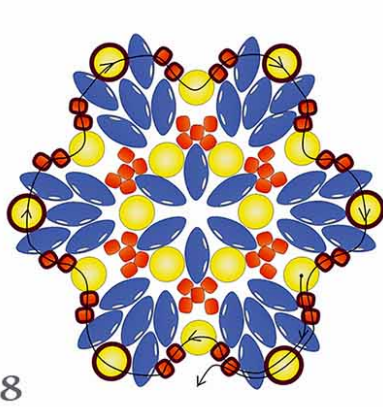
Click on the diagram to enlarge it.



BEADSMAGIC.COM



BEADSMAGIC.COM



Pendant Aria

NOTE: *We don't mind if you sell the projects that you make with our patterns, but please mention that you got the pattern from beadmagic.com.*

Dont forget to share your beaded jewelry in our facebook group – [facebook.com/groups/beadmagicpatterns](https://www.facebook.com/groups/beadmagicpatterns)