

Free pattern for necklace Wild Berry

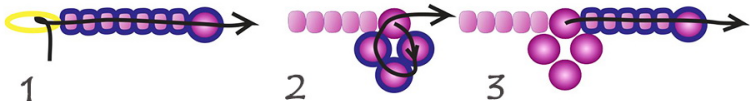
Free pattern for beaded necklace Wild Berry



U need:
seed beads 11/0

round beads or pearls 2 mm

BEADSMAGIC.COM

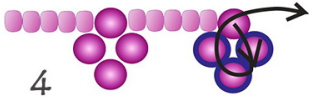


Repeat steps 2 - 3 so many times as u need to get the half length of your necklace

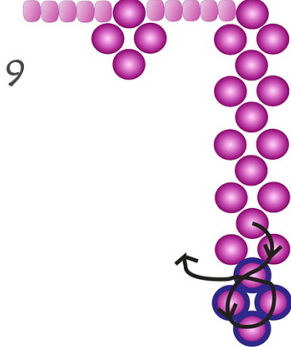
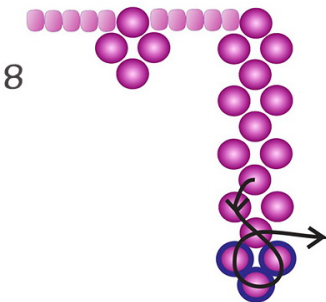
2

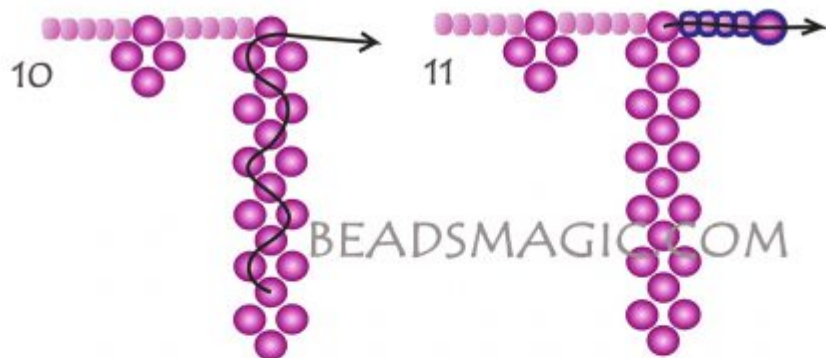
3

and then continue from step 4



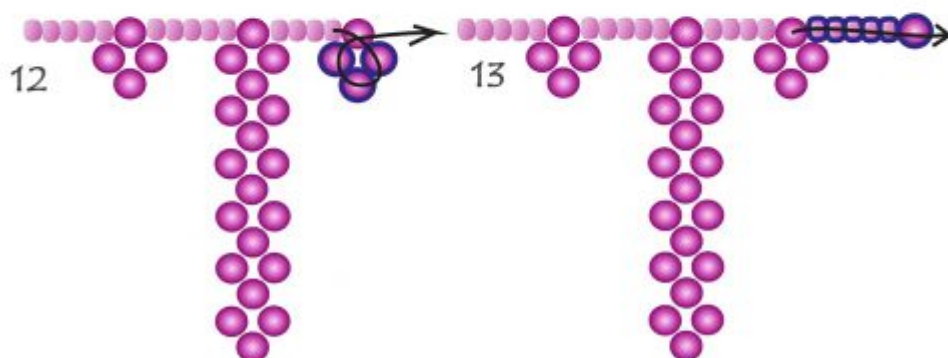
BEADSMAGIC.COM





BEADSMAGIC.COM

BEADSMAGIC.COM



Repeat steps 12-13 so many times as u made steps 2-3 and then make step 14 in the end

