

Free pattern for necklace Opium

Free pattern for necklace Opium can be nice projekt for one cosy evening. Black necklace looks always elegant and classy. Our free bead tutroial for this pearl necklace is very easy to follow. Step by step instruction will help you to make this necklace. You can use any seed beads with size 11/0 – Toho beads, Miyuki or Preciosa. This necklace is good variant to sell on Etsy or make to yourself. Pdf pattern is also available.



Materials u need for this free pattern for necklace:

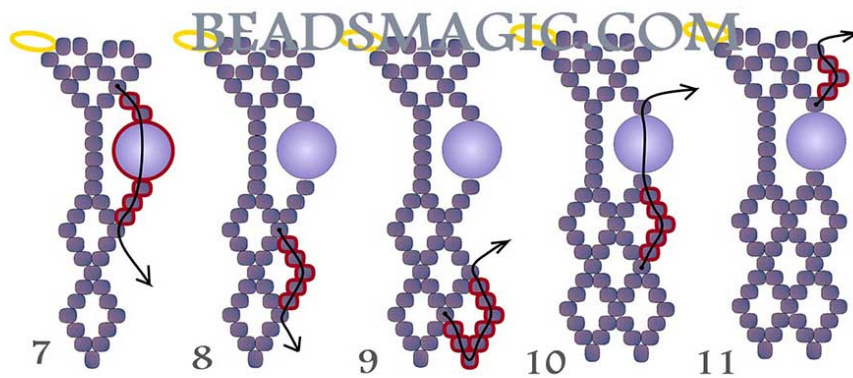
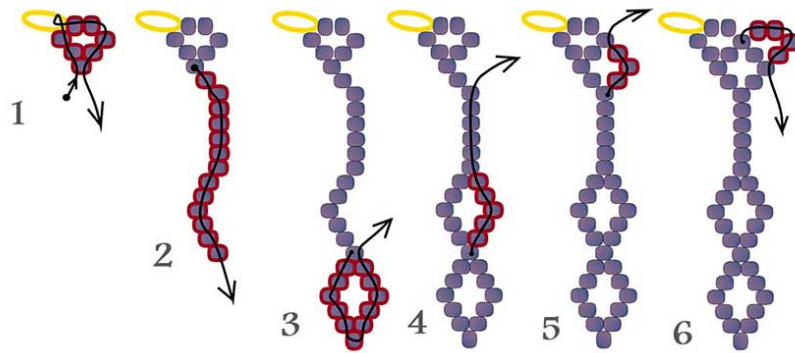
seed beads 11/0

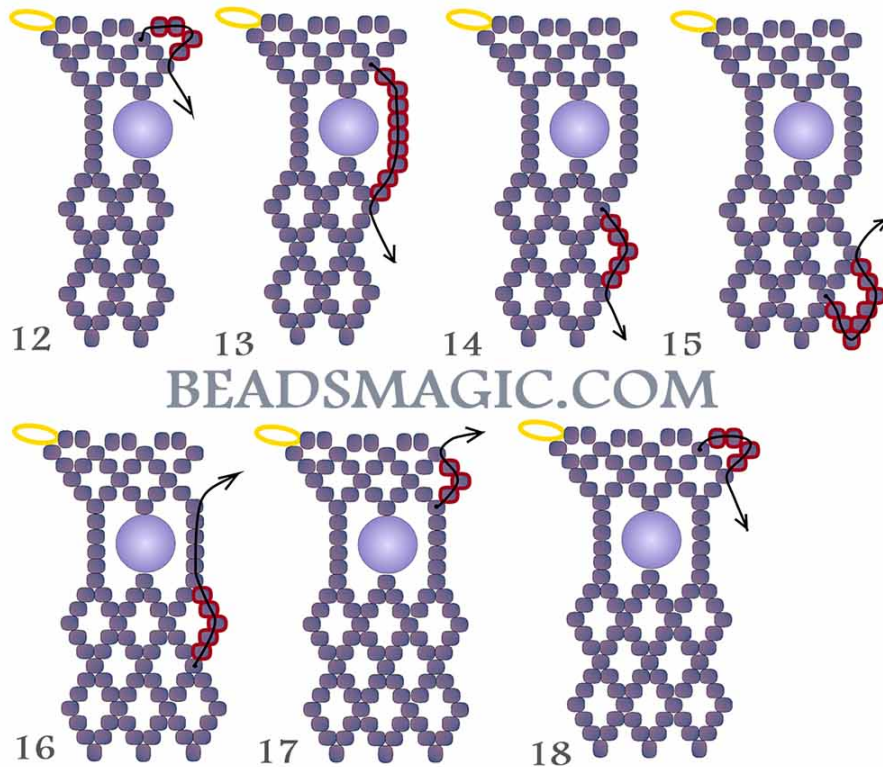
round beads or pearls 6 mm

U can download this pattern in pdf format by clicking the pdf button in the end of this post.

Click on the diagram to enlarge it.

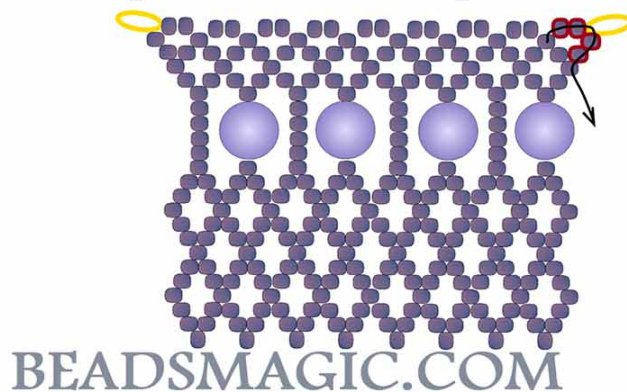
BEADSMAGIC.COM





After you finish step 19 repeat steps 7~19 to desired length of the necklace.

Attach another part of the clasp in the end



NOTE: We don't mind if you sell the projects that you make with our patterns, but please mention that you got the pattern from beadsmagic.com.

Dont forget to share your beaded jewelry in our facebook group – facebook.com/groups/beadsmagicpatterns