

# Free pattern for necklace Mochaccino

Free pattern for beaded necklace Mochaccino



U need:

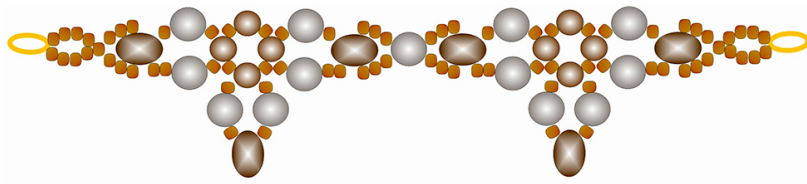
seed beads 11/0

pearls 6 mm (white)

pearls 4 mm (brown)

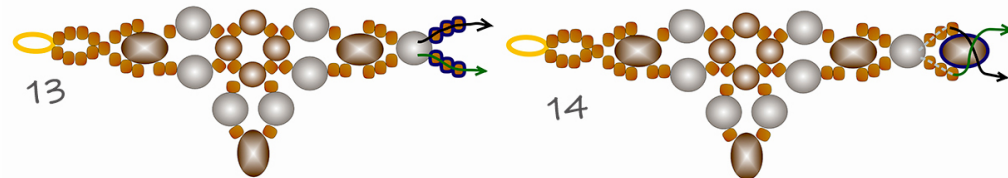
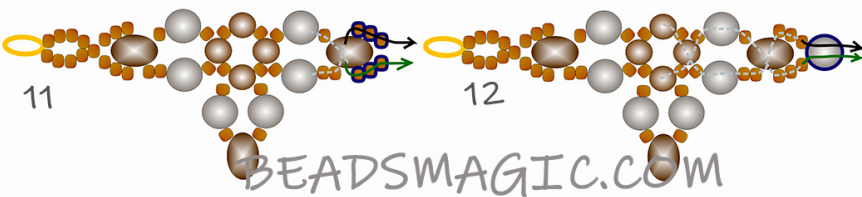
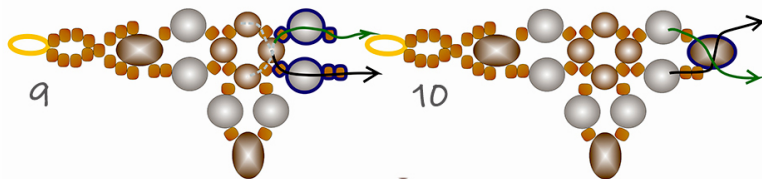
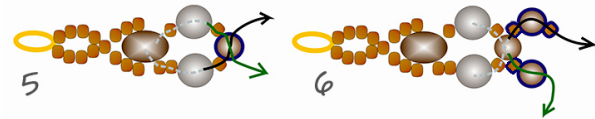
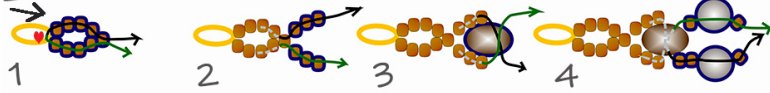
crystal rondelle 4x6 mm

# Necklace Mochaccino



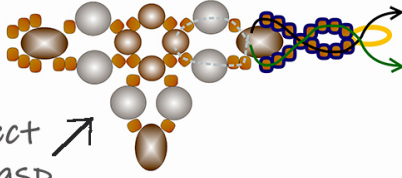
Start with  
2 needles

BEADSMAGIC.COM



Repeat steps 4-14

When u reach end of  
the necklace finish  
with step 10 and connect  
another part of the clasp



BEADSMAGIC.COM

