

Free pattern for necklace Mochaccino

Free pattern for beaded necklace Mochaccino



U need:

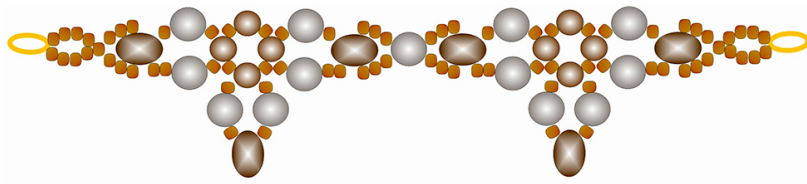
seed beads 11/0

pearls 6 mm (white)

pearls 4 mm (brown)

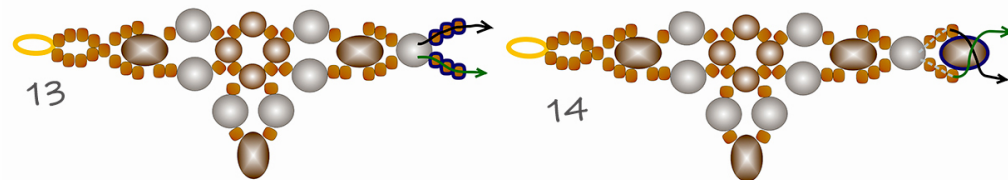
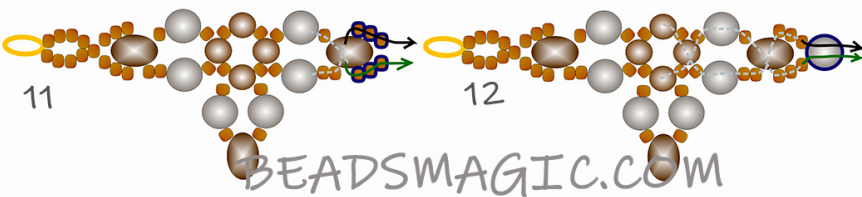
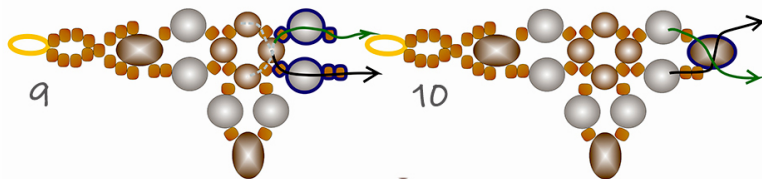
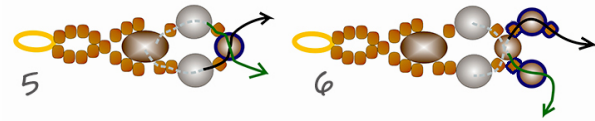
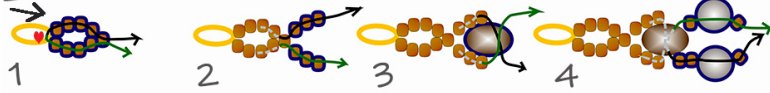
crystal rondelle 4x6 mm

Necklace Mochaccino



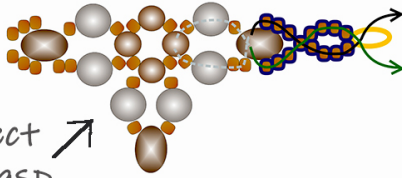
Start with
2 needles

BEADSMAGIC.COM



Repeat steps 4-14

When u reach end of
the necklace finish
with step 10 and connect
another part of the clasp



BEADSMAGIC.COM

