

# Free pattern for necklace July

Free pattern for beaded necklace July is easy to follow and fast to make. We used yellow, red and violet colors because summer is here but we think this necklace will look nice in any color combination. Use this free beading tutorial to make beautiful and colorful summer necklace. This beading instructions is good even for beginners.



U need:

seed beads 11/0 – toho 42B and toho 935

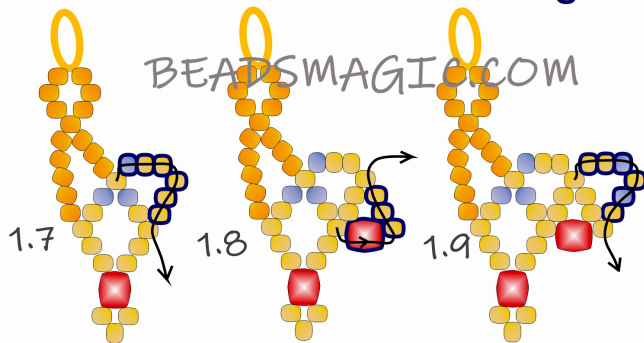
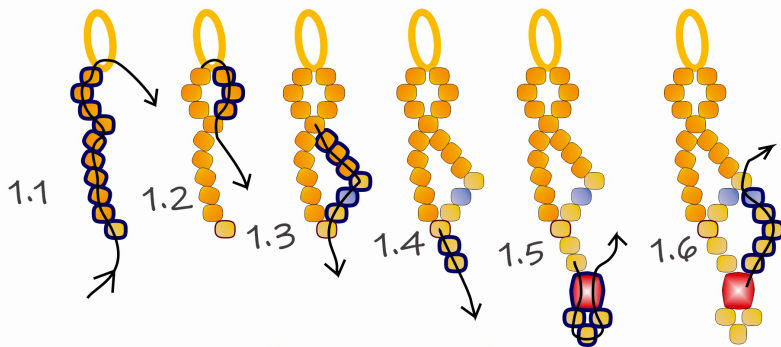

fire polished faceted czech beads 4 mm – Opaque color red

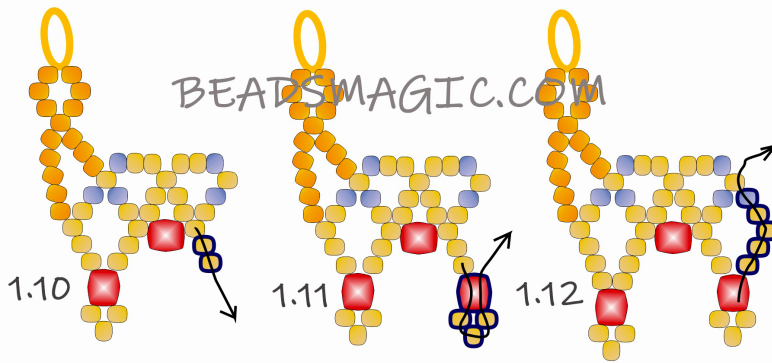
Use soft thread (i.e. nymo, s-lon, nylon).

U can download this pattern in pdf format by clicking the pdf button in the end of this post.

**Click on the diagram to enlarge it.**

### Necklace July

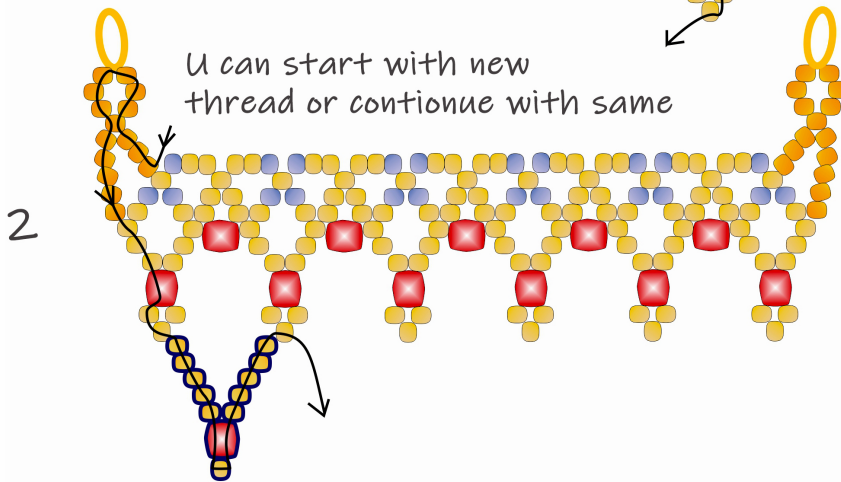




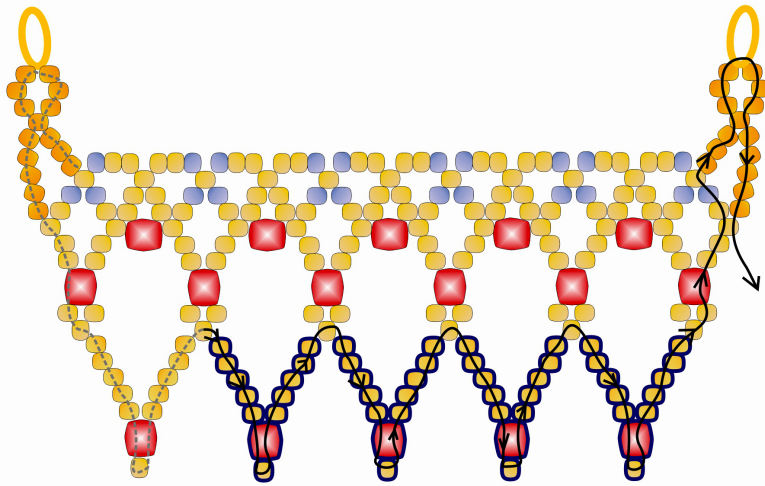
REpeat 1.7-1.12  
until the end  
of the necklace

Connect clasp  
in the end

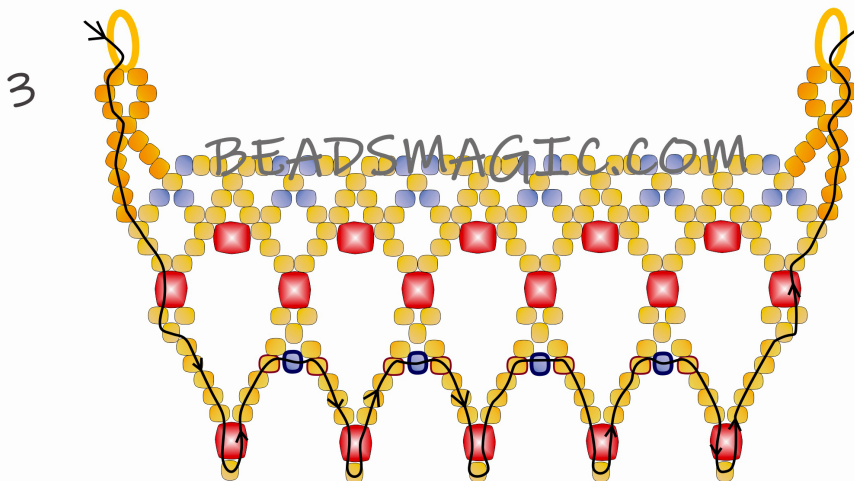
BEADSMAGIC.COM







BEADSMAGIC.COM



BEADSMAGIC.COM

**NOTE:** We don't mind if you sell the projects that you make with our patterns, but please mention that you got the pattern from *beadsmagic.com*.

Dont forget to share your beaded jewelry in our facebook group – <https://www.facebook.com/groups/beadsmagicpatterns>