

Free pattern for necklace Crystal Ice (variant by Elaine C Vechorik)

One of our talented followers [Elaine C Vechorik](#) made amazing necklace using our pattern Crystal Ice. She made some changings and it turned out a new and beautiful variant of this necklace. We think its a brilliant idea to use silver leaves.

This is what she is writing about her work.

I altered the Beads Magic pattern, "Crystal Ice" to "Fringed". I used 10mm pearls in front and fringed to add 3 leaves. For the sides and back, I used 8mm pearls and only 1 leaf. These are 9mm bugles and the leaves are from Michael's (2016). When the necklace was finished, I went through the neckline with double thread, adding 1 silver on top of each bugle.

[Elaine C Vechorik – facebook.com/EVechorik](https://www.facebook.com/EVechorik)



U need:

pearls 8 mm

pearls 10 mm

seed beads 11/0

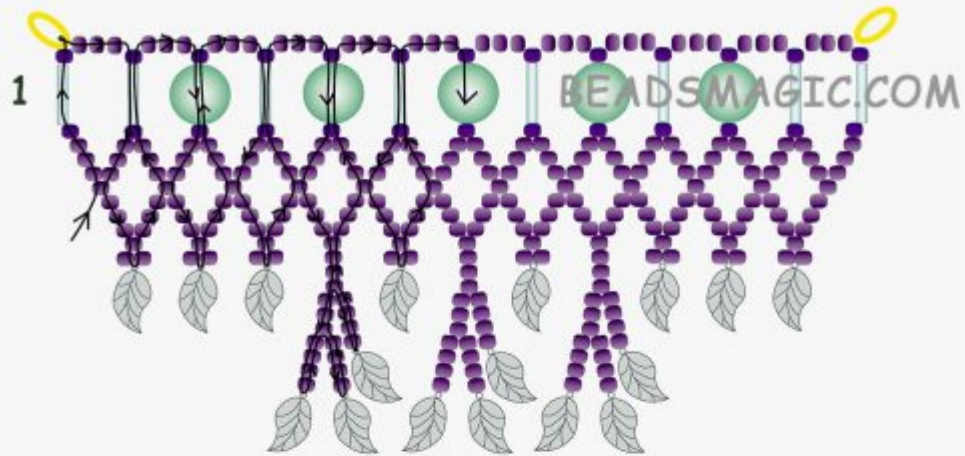
bugles 9 mm

leaves (u can buy this type of leaves here

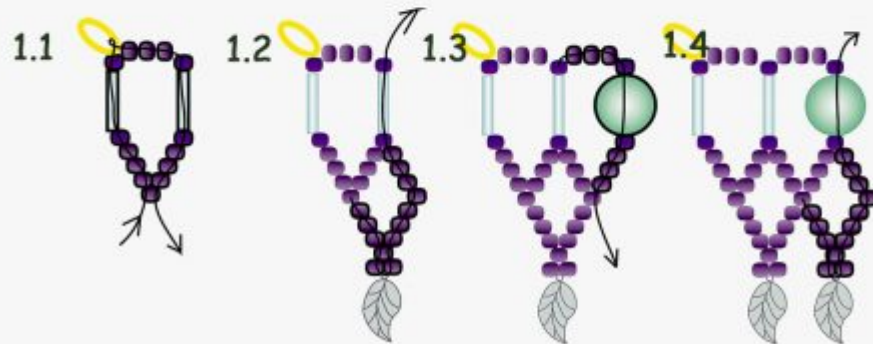
[aliexpress.com/e/kAMxEBR](https://www.aliexpress.com/e/kAMxEBR)

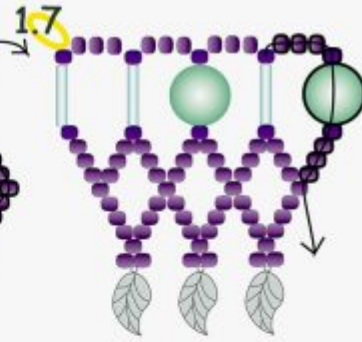
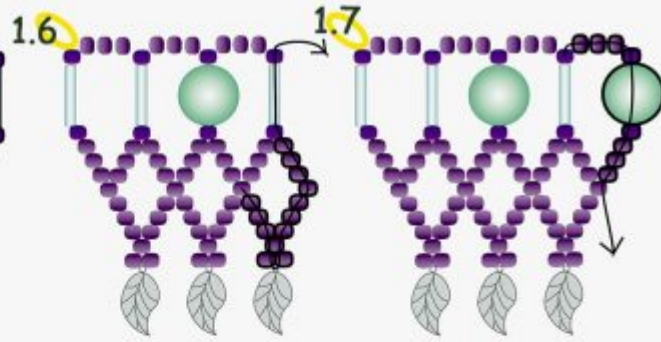
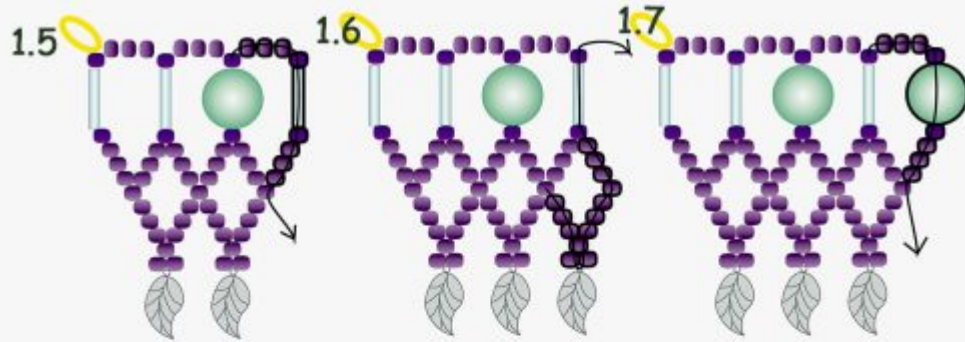
[aliexpress.com/e/fxSP52D](https://www.aliexpress.com/e/fxSP52D)

[aliexpress.com/e/0509n8d](https://www.aliexpress.com/e/0509n8d)

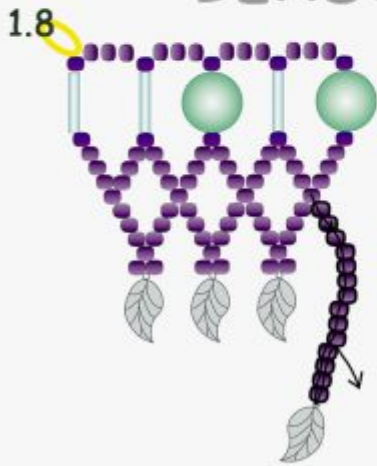


BEADSMAGIC.COM



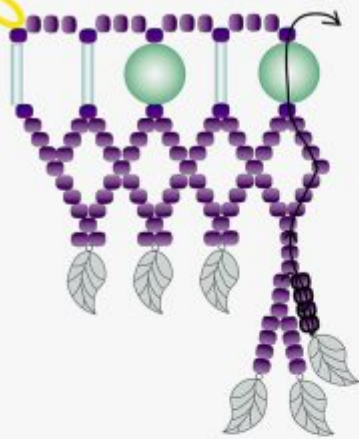


BEADSMAGIC.COM



BEADSMAGIC.COM

1.10



Continue from row 1.5

BEADSMAGIC.COM

2

