

Free pattern for earrings Sevia with gemduo

Use our free pattern to make this pretty beaded earring Sevia with gemduo and superduo. Its very simle pattern and even beginner can make it.



Materials u need:

seed beads Toho 11/0

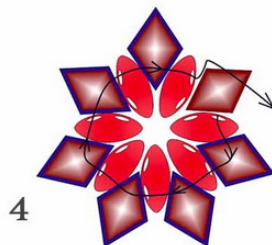


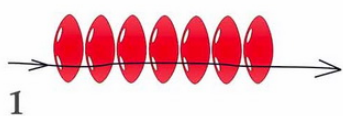
superduo beads 2,5 x 5 mm

gemduo beads 5x8 mm

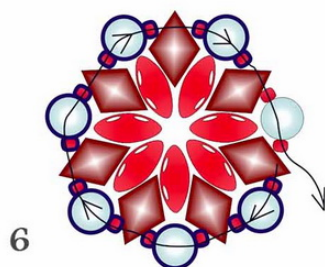
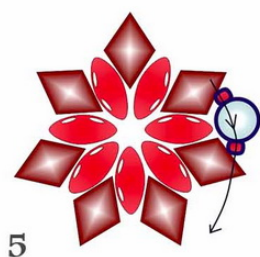
pearls 4 mm

U can download this pattern in pdf format by clicking the pdf button in the end of this post.

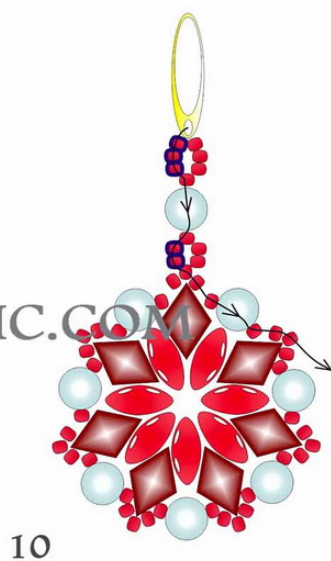
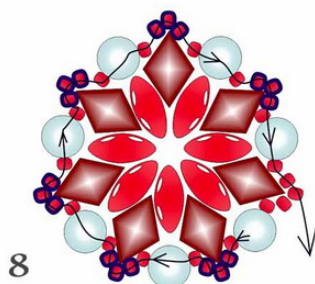
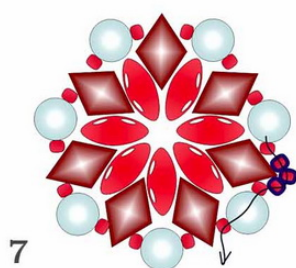
Click on the diagram to enlarge it.



BEADSMAGIC.COM



BEADSMAGIC.COM



NOTE: *We don't mind if you sell the projects that you make with our patterns, but please mention that you got the pattern from beadsmagic.com.*