

Free pattern for earrings Flora + video tutorial

New free pattern for earrings Flora is here! This beaded earrings pattern is very easy to use and it takes only 30 minutes to make these amazing earrings. You need ginko beads, fire polished beads and seed beads Toho. This free beading tutorial can use even bead beginner! There are a lot of colors combinations for this seed beads pattern. These beaded earrings look like small pretty flowers. This time you can watch even video tutorial on Youtube. [Click here to go to youtube tutorial](#) or find the link in the end of this post. Free bead diagrams and pdf tutorial are available as usually. Please comment what you think about this bead tutorial and if you are going to use this beading pattern.

FREE TUTORIAL
beadsmagic.com



Materials:

seed beads Toho 11/0

ginko beads

fire polished beads 3 mm

fireline 0,15 mm or miyuki thread

earrings hooks

U can download this pattern in pdf format by clicking the pdf button in the end of this post.

Video tutorial – <https://youtu.be/HqoBP7sAy8I>



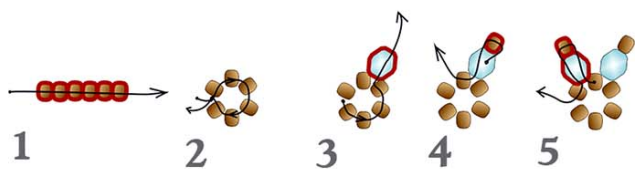
FREE PATTERN
beadsmagic.com



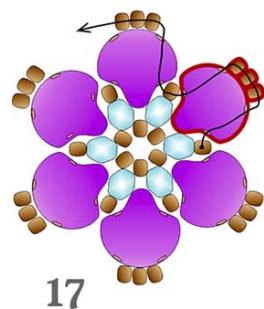
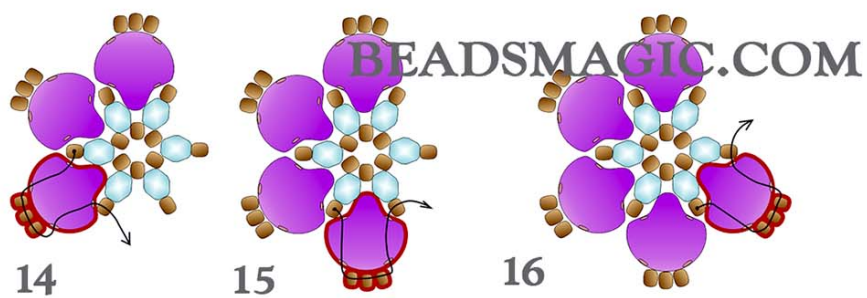
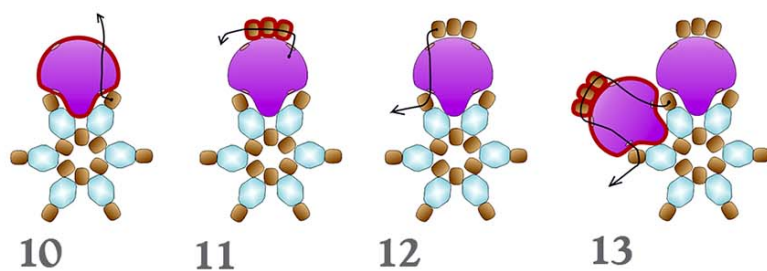
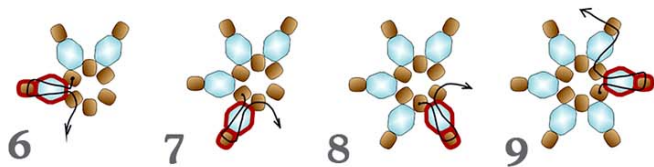
FREE TUTORIAL
beadsmagic.com



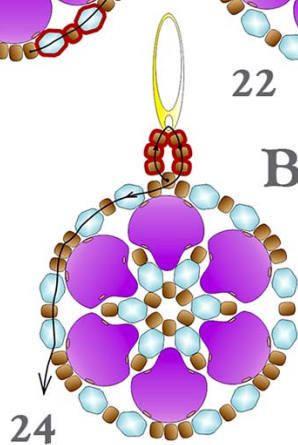
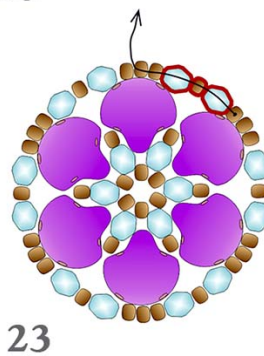
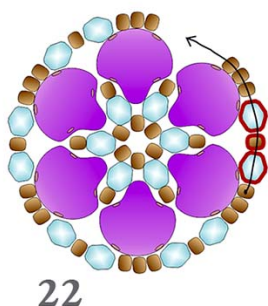
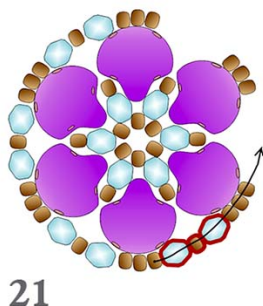
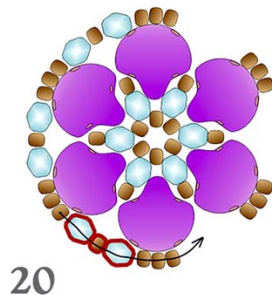
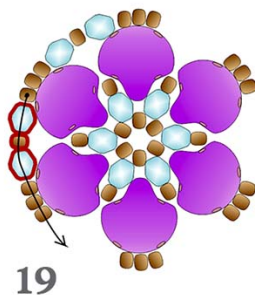
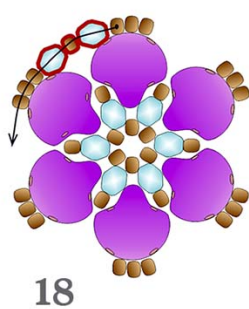
Click on the diagram to enlarge it.



BEADSMAGIC.COM



BEADSMAGIC.COM



BEADSMAGIC.COM



CLICK HERE
TO WATCH
TUTORIAL ON
YOUTUBE

BEADSMAGIC.COM



NOTE: We don't mind if you sell the projects that you make with our patterns, but please mention that you got the pattern from beadsmagic.com.

Dont forget to share your beaded jewelry in our facebook group
– facebook.com/groups/beadsmagicpatterns