

Free pattern for earrings Charyl

You can make this beautiful beaded earrings Charyl with our free and very simple tutorial. This pattern is very detailed and even beginner can use it for making a pair of amazing earrings. These earrings should look nice with any color combination. Free pattern for earrings Charyl is fun and quick to make.



U need:

seed beads Toho 11/0

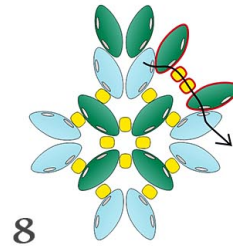
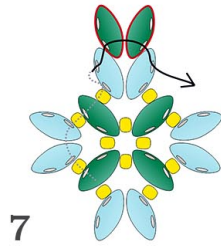
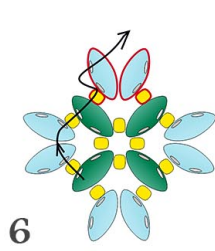
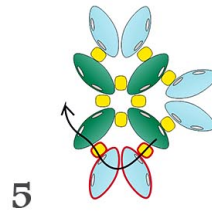
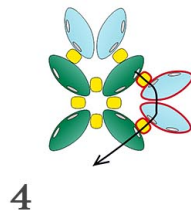
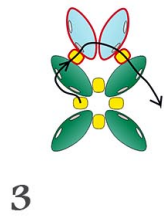

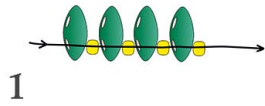
superduo beads 2,5 x 5 mm

U can download this pattern in pdf format by clicking the pdf button in the end of this post.

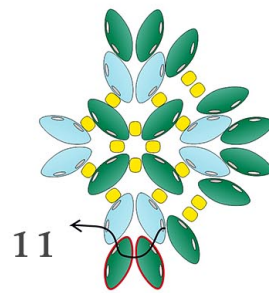
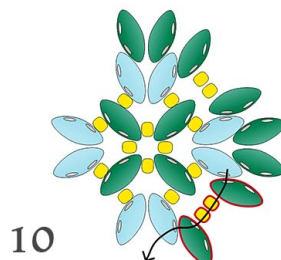
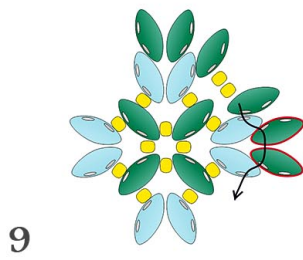


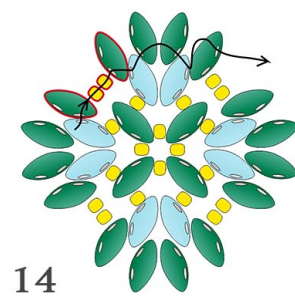


Click on the diagram to enlarge it.

BEADSMAGIC.COM





BEADSMAGIC.COM





BEADSMAGIC.COM



BEADSMAGIC.COM



NOTE: We don't mind if you sell the projects that you make with our patterns, but please mention that you got the pattern from beadsmagic.com.