

# Free pattern for bracelet Red Hearts

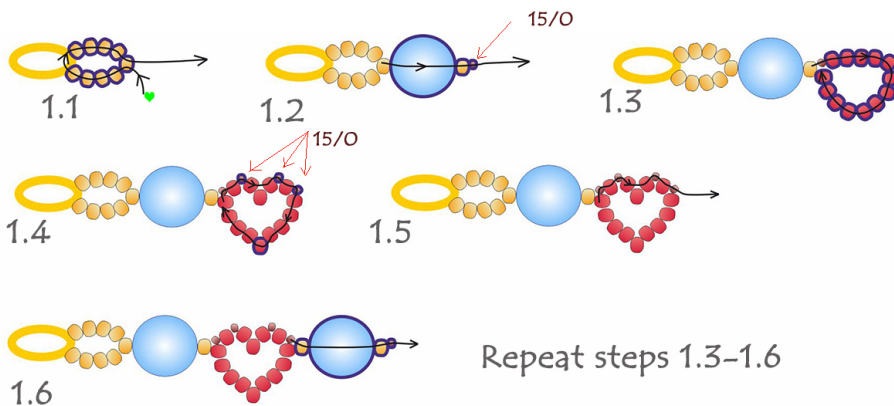
Free pattern for bracelet Red Hearts for st. Valentine Day. Send a touch to your loved one, wherever they are. A small bracelet that keeps you connected. Discover how to do it with our step by step tutorial.



U need:  
seed beads toho 11/0 seed beads toho 15/0 pearls 4 mm We made a new more clear diagrams. [Click HERE to see them.](#) In the end of the post you can find the video tutorial. U can download this pattern in pdf format by clicking the pdf button in the

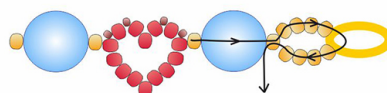
end of this post.

[Click on the picture to enlarge it](#)



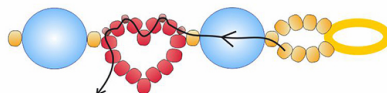
BEADSMAGIC.COM

Connect clasp in the end

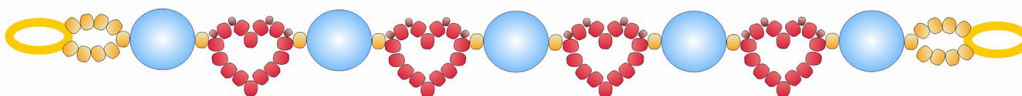


BEADSMAGIC.COM

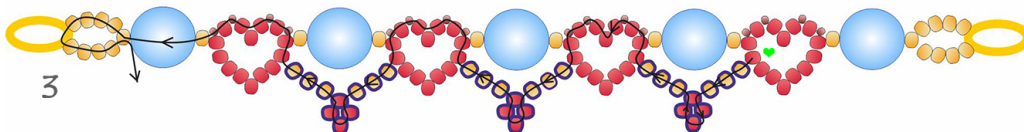
2



This is what u get after steps 1-2



BEADSMAGIC.COM



3

**NOTE:** We don't mind if you sell the projects that you make with our patterns, but please mention that you got the pattern from [beadsmagic.com](http://beadsmagic.com).

Dont forget to share your beaded jewelry in our facebook group

– [facebook.com/groups/beadsmagicpatterns](https://facebook.com/groups/beadsmagicpatterns)