

# Free pattern for beaded necklace Siren

Looking for a fun and creative way to make your own jewelry? You've come to the right place! We are excited to offer a free beading pattern for a beautiful seed beads necklace Siren that you can make using basic netting stitch. The beaded necklace features a stunning combination of round beads, bugles, and seed beads, all of which can be easily found at any craft store. With our step-by-step beading instructions, even a bead beginner can follow along and create a beautiful piece of jewelry in no time! Bead netting is a great technique to learn as it can be used to create a wide range of jewelry designs, from bracelets and earrings to necklaces and pendants. And with our beading tutorial, you can master this technique and create unique DIY jewelry pieces that reflect your personal style. The seed beads necklace pattern is easy to customize, so you can experiment with different colors and bead combinations to create a piece that's uniquely yours. And once you've completed the pattern, you can use the skills you've learned to create even more beaded jewelry designs! So whether you're a seasoned beader or just starting out, our free bead pattern is the perfect way to jump-start your creativity and create a beautiful piece of jewelry that you'll love wearing. So grab your supplies and let's get beading!



[Photo by Vasylyna](#)

Materials:

seed beads 11/0

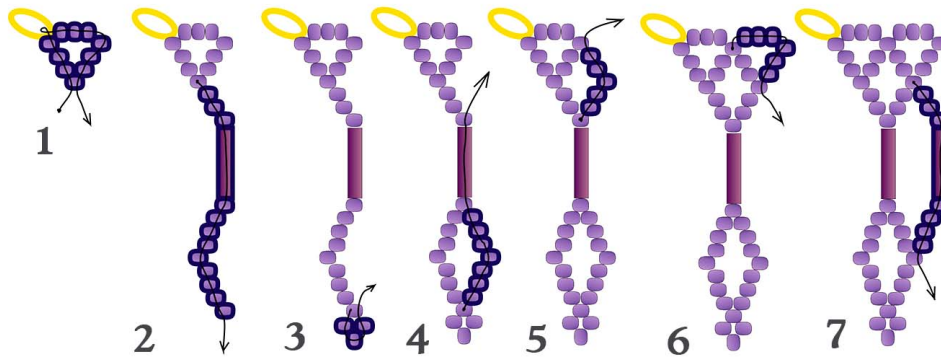
bugles 9 mm (can use any size available)

round beads 6 mm

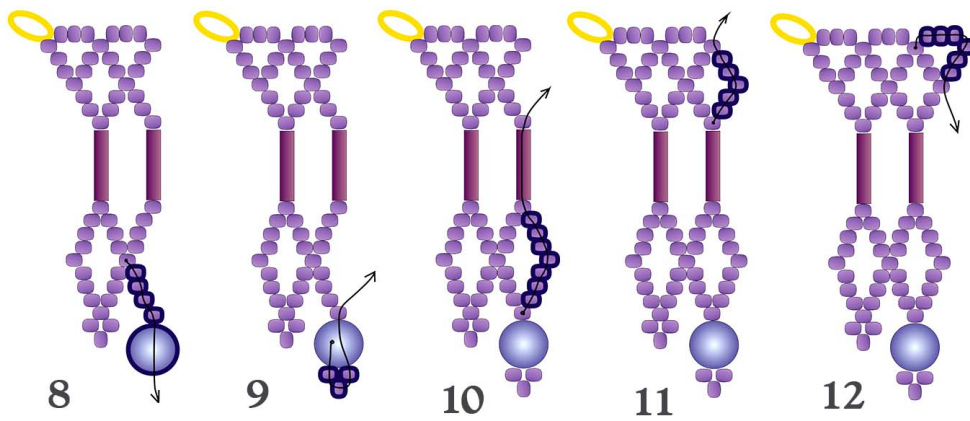
U can download this pattern in pdf format by clicking the pdf button in the end of this post.

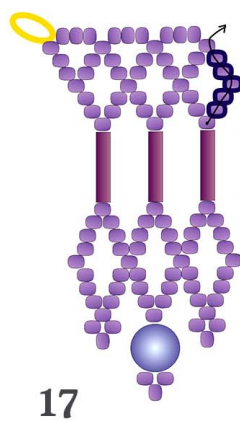
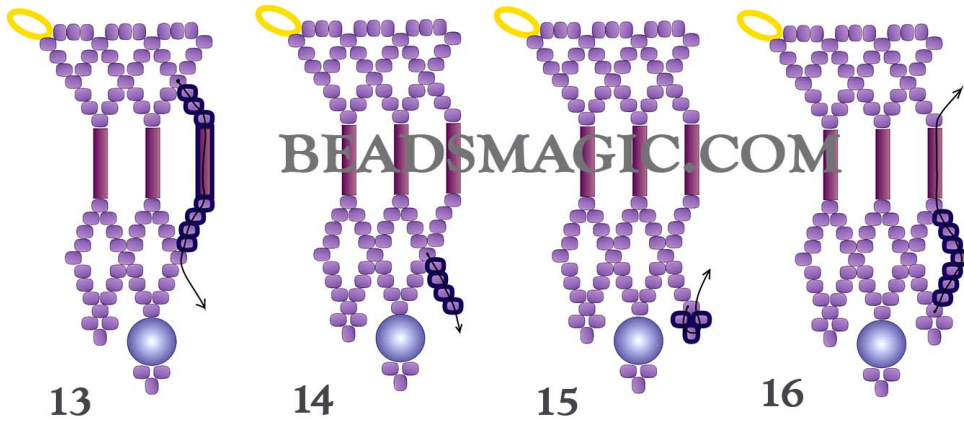
Click on the diagram to enlarge it.

Clasp



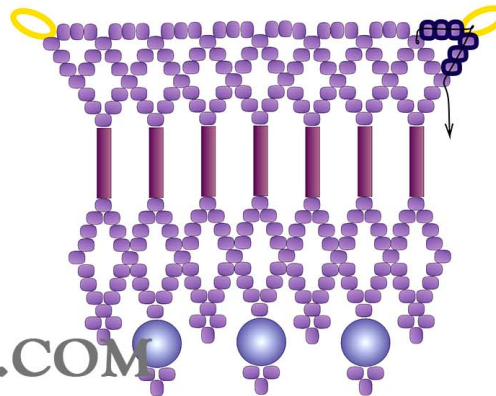
BEADSMAGIC.COM





After you finish step 17 repeat steps 6 -17 until the desired length.

Connect another part of the clasp in the end



BEADSMAGIC.COM

**NOTE:** We don't mind if you sell the projects that you make with our patterns, but please mention that you got the pattern from [beadsmagic.com](http://beadsmagic.com).

Dont forget to share your beaded jewelry in our facebook group – [facebook.com/groups/beadsmagicpatterns](https://facebook.com/groups/beadsmagicpatterns)