

# Free pattern for beaded necklace Katrina

Free pattern for beaded necklace Katrina is one of the most popular bead patterns on our website. Nothing surprising! This seed beads necklace looks beautiful but it is easy to make. You need only seed beads and bugle beads. This beaded necklace is made using basic netting stitch. Bead netting is quite easy stitch so if you are bead beginner don't be afraid to use it. We hope you will enjoy our free step-by-step beading instructions on how to create this beautiful seed beads necklace. We post this pattern in 2015 but decide to make more clear instructions! Pdf is available.



Materials:

seed beads s 11/0


bugle beads 3 mm

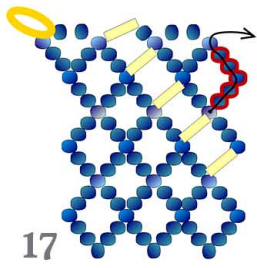
a clasp

soft thread for example S-lon, One-G etc

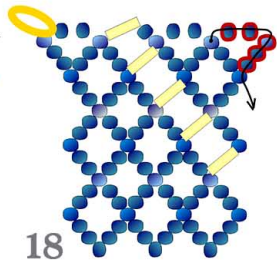
Click on the diagram to enlarge it.

Clasp

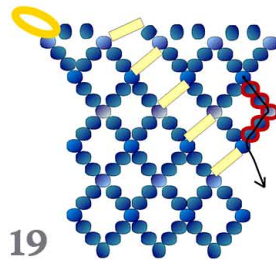




17

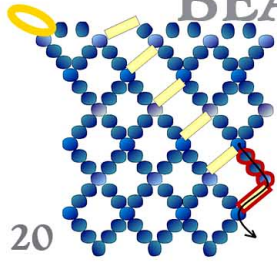


18

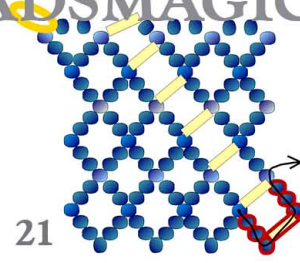


19

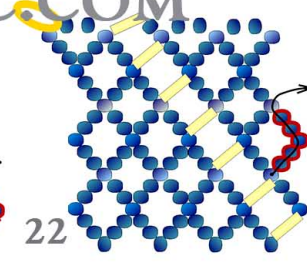
BEADSMAGIC.COM



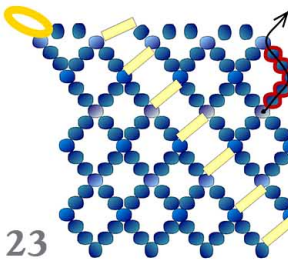
20



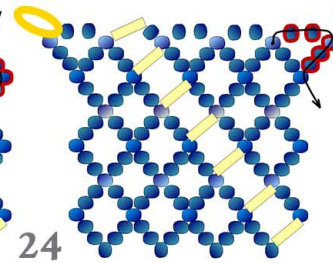
21



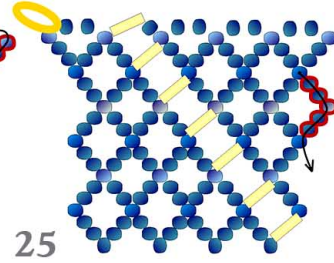
22



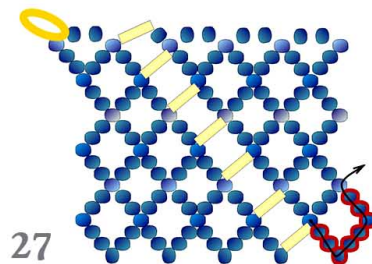
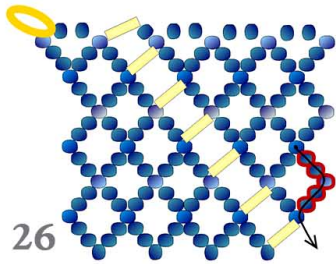
23



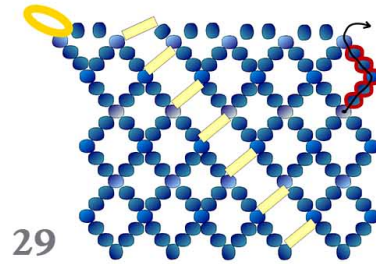
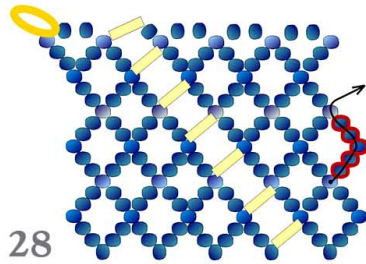
24



25

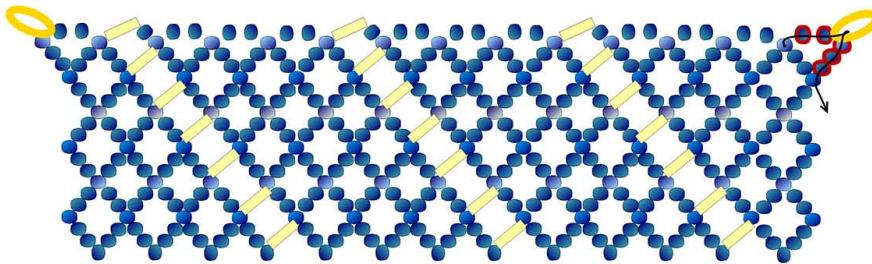


BEADSMAGIC.COM



After you finish step 29 repeat steps 6 -29 to desired length of the necklace.

Connect another part of the clasp in the end



**NOTE:** We don't mind if you sell the projects that you make with our patterns, but please mention that you got the pattern from [beadsmagic.com](http://beadsmagic.com).

Dont forget to share your beaded jewelry in our facebook group – [facebook.com/groups/beadsmagicpatterns](https://www.facebook.com/groups/beadsmagicpatterns)