

# Free pattern for beaded earrings Etoile

If you bought Wibeduo beads and have no idea what to do with them we can help you! Use our free pattern to make these beaded earrings using wibeduo och superduo. This earrings looks like little stars and definitely catch the attention. You can use this pattern even if you want to make a little pendant. Pdf is available.



U need:

seed beads toho 11/0

wibeduo beads

superduo beads

U can download this pattern in pdf format by clicking the pdf button in the end of this post.



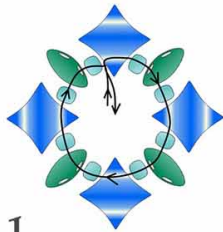
**FREE PATTERN**  
**beadsmagic.com**



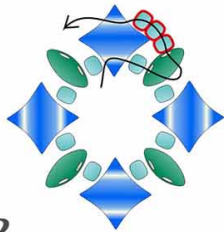
**Click on the diagram to enlarge it.**

On a thread string:

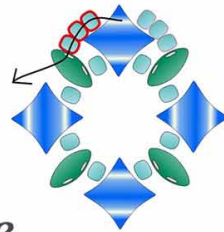
1 toho 11/0, 1 wibeduo, toho 11/0, 1 superduo,  
1 toho 11/0, 1 wibeduo, toho 11/0, 1 superduo,  
1 toho 11/0, 1 wibeduo, toho 11/0, 1 superduo,  
1 toho 11/0, 1 wibeduo, toho 11/0, 1 superduo  
and form a ring like it shows in the step 1.



1

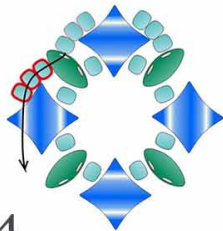


2

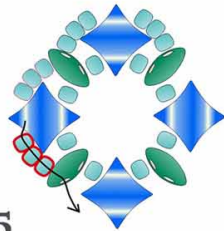


3

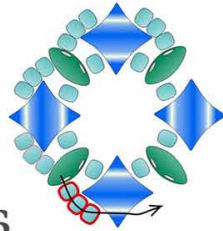
BEADSMAGIC.COM



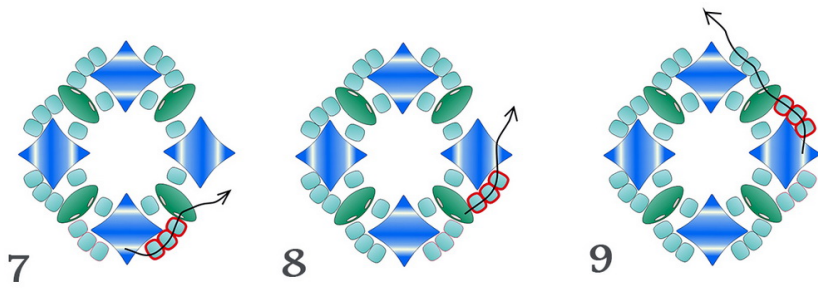
4



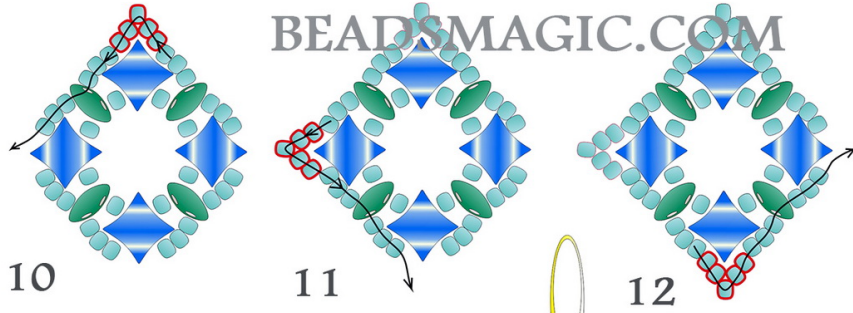
5



6



BEADSMAGIC.COM



BEADSMAGIC.COM

