

Free beading pattern for necklace Nova

Create your own elegant DIY necklace with this free beading pattern for Necklace Nova by Beadsmagic. This design uses seed beads and faceted czech beads, perfect for both beginners and experienced makers.

This beading tutorial includes clear beading instructions and a step by step diagram, making it easy to follow and enjoyable to create.

Learn beadweaving, improve your beadwork skills, and make a beautiful handmade piece with this free bead tutorial.

Start your DIY beads project today and enjoy a stylish step by step necklace you'll love to wear!



FREE PATTERN
beadsmagic.com



Materials:

Czech faceted crystal beads 4 or 6 mm

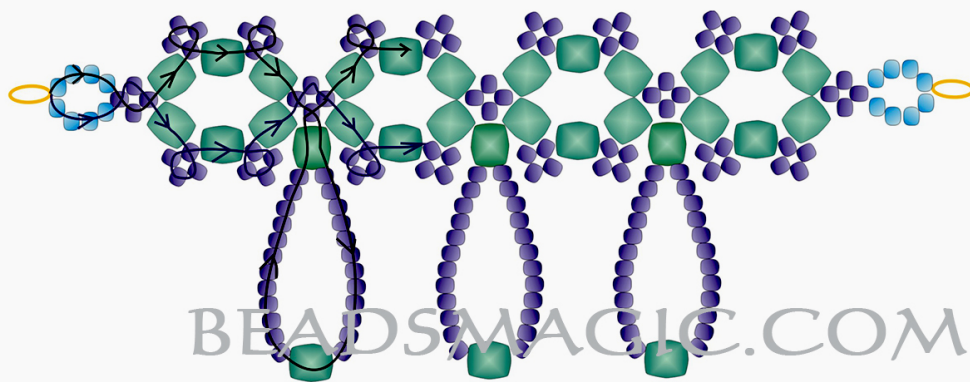
Seed beads 11/0

Clasp

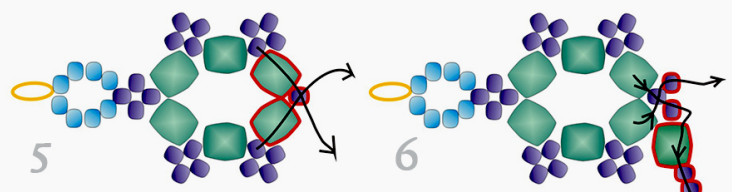
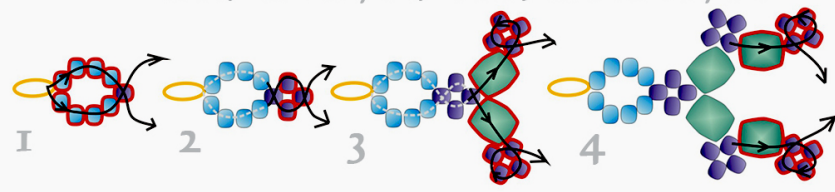
U can download this pattern in pdf format by clicking the pdf button in the end of this post.

Click on the diagram to enlarge it.

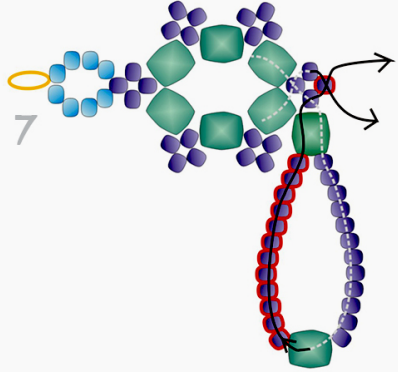
Start with 2 threads!



BEADSMAGIC.COM



BEADSMAGIC.COM



Continue from step 3

NOTE: We don't mind if you sell the projects that you make with our patterns, but please mention that you got the pattern from beadmagic.com.

Dont forget to share your beaded jewelry in our facebook group – facebook.com/groups/beadmagicpatterns