

Free Mochaccino necklace beading pattern- Christmas Edition

Discover our **free Mochaccino necklace beading pattern**, created especially for the **Christmas season**. Warm mocha tones, creamy pearls, and rich red accents come together in an elegant holiday design. Perfect for festive outfits, handmade gifts, or adding a cozy Christmas touch to your jewelry collection.



Materials list:

- seed beads gold – toho/miyuki 11/0
- pearls 6 mm (white or cream)

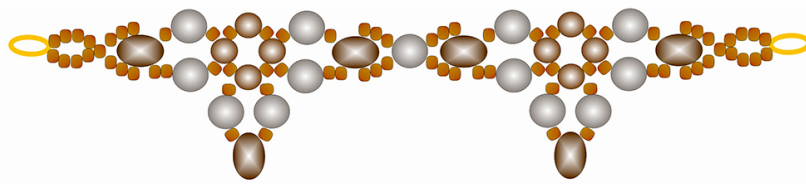
- pearls 4 mm (brown or bordeaux or dark red)
- crystal rondelle 4x6 mm (brown or bordeaux or dark red)

U can download this pattern in pdf format by clicking the pdf button in the end of this post.



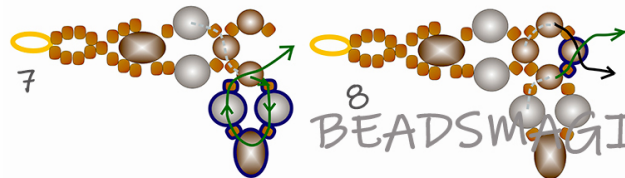
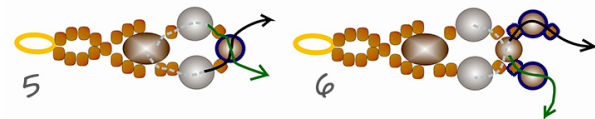
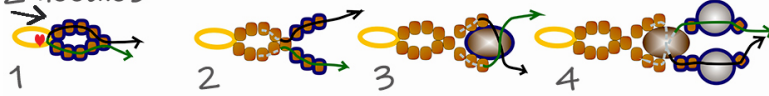
Click on the diagram to enlarge it.

Necklace Mochaccino

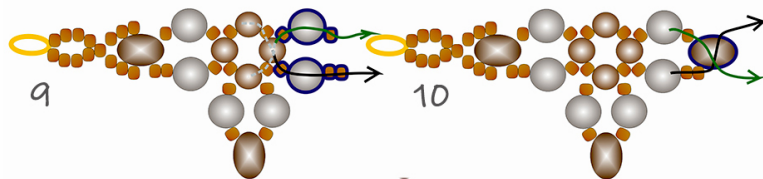


Start with
2 needles

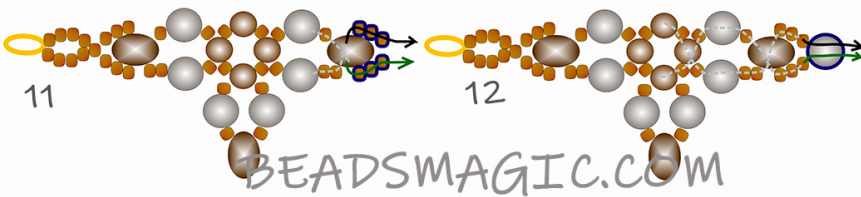
BEADSMAGIC.COM



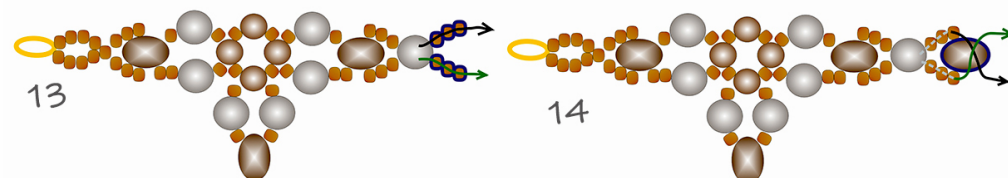
BEADSMAGIC.COM



BEADSMAGIC.COM

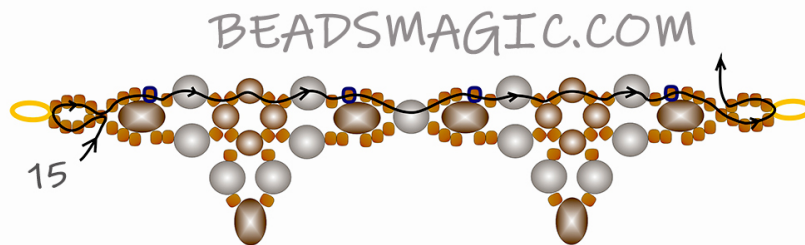
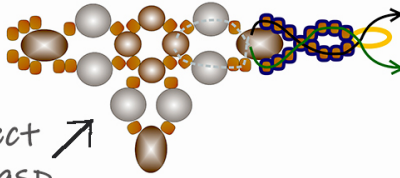


BEADSMAGIC.COM



Repeat steps 4-14

When u reach end of
the necklace finish
with step 10 and connect
another part of the clasp



Here you can also download the [original version of this pattern \(click here!\)](#).

NOTE: We don't mind if you sell the projects that you make with our patterns, but please mention that you got the pattern from [beadsmagic.com](#).

Dont forget to share your beaded jewelry in our facebook group – facebook.com/groups/beadsmagicpatterns