

Free beading pattern for necklace Hearts

I'm happy to share a **free beading pattern for the necklace "Hearts."**

This design is inspired by small heart-shaped motifs and soft, flowing lines that come together in a delicate yet expressive piece. The pattern is suitable for confident beginners and more experienced beaders. You can easily personalize the necklace by changing colors, bead finishes, or length to create your own unique version.

Download the free pattern, enjoy the process, and let your necklace be filled with handmade love. ♥

If you make this design, I'd be delighted to see your results—feel free to share them in our facebook group – facebook.com/groups/beadsmagicpatterns !

FREE PATTERN
beadsmagic.com





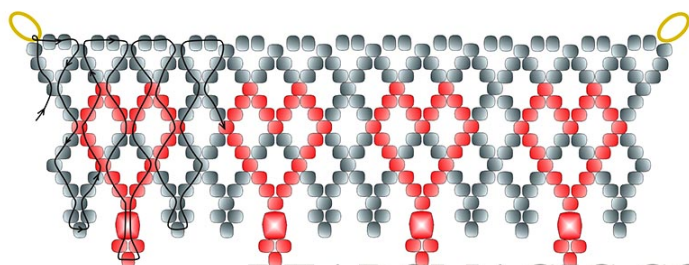
FREE PATTERN
beadsmagic.com

Materials you need:

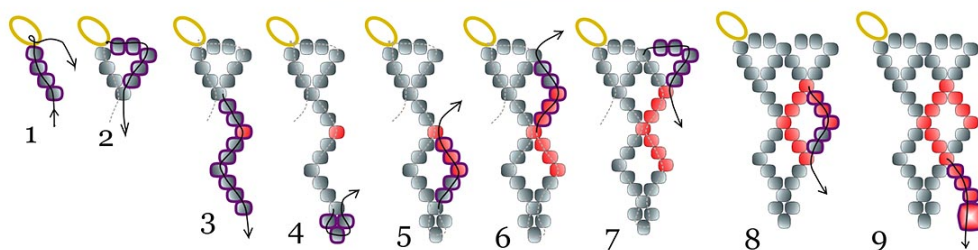
- Seed beads 11/0
- Czech Faceted Round Glass beads (or roend beads, pearls)
4 or 6 mm
- soft beading thread

U can download this pattern in pdf format by clicking the pdf button in the end of this post.

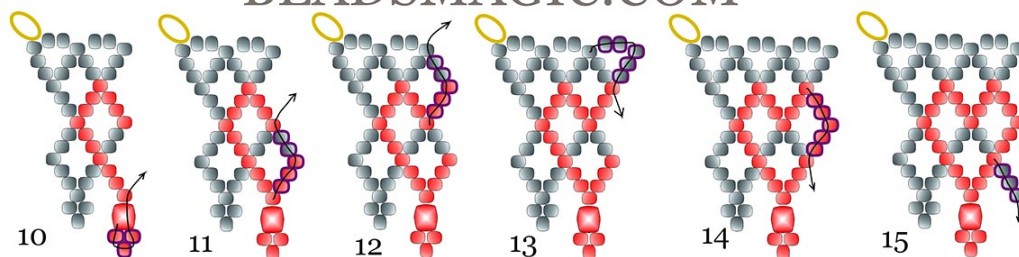
Click on the diagram to enlarge it.

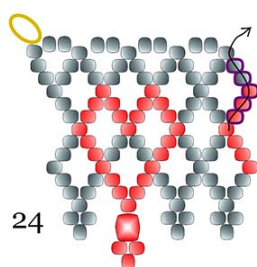
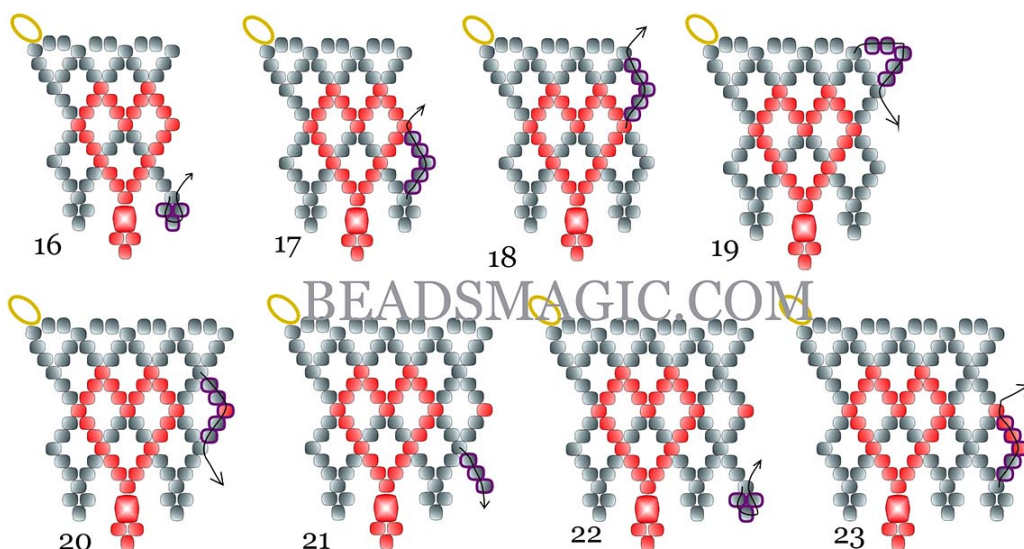


BEADSMAGIC.COM



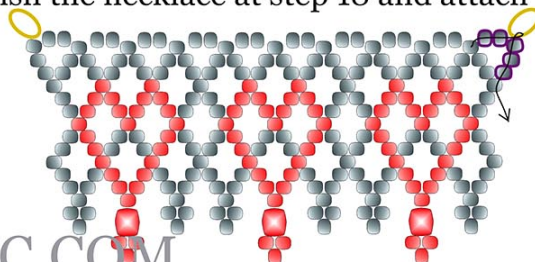
BEADSMAGIC.COM



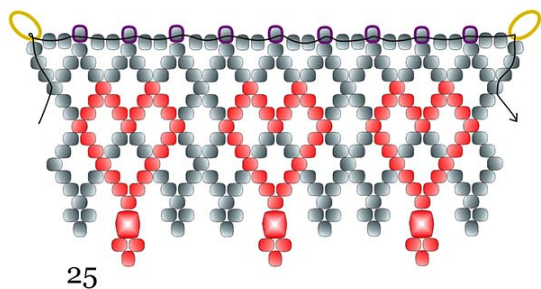


After completing step 24, continue repeating steps 7–24 until you reach the desired necklace length.

Finish the necklace at step 18 and attach the clasp.



BEADSMAGIC.COM



NOTE: We don't mind if you sell the projects that you make with our patterns, but please mention that you got the pattern from beadsmagic.com.

Dont forget to share your beaded jewelry in our facebook group – facebook.com/groups/beadsmagicpatterns

