Free beading pattern for necklace Cappuccino

Boho jewelry is incredibly in vogue right now, but buying it from a store can be quite expensive. However, the other option is to make it yourself, and the bohemian style lends itself fabuolusly well to jewelry making in beading techniqe. Use our free step-by-step beading instructions on how to create this beautiful beaded necklace Cappuccino using seed beads. This simple boho necklace is easy and quick to make using just a few inexpensive supplies.

Pdf is also availible!

U need:

seed beads 11/0 (4 different colors)

bugles

rondelle or round beads 6 mm

U can download this pattern in pdf format by clicking the pdf button in the end of this post.

Click on the diagram to enlarge it.

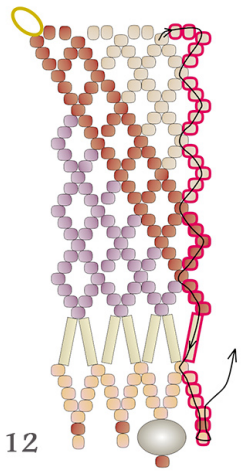

12

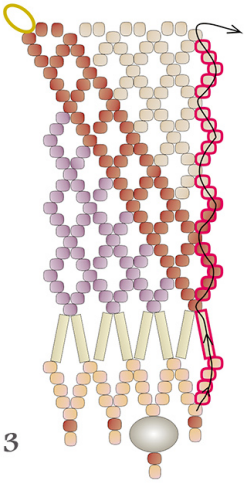

13

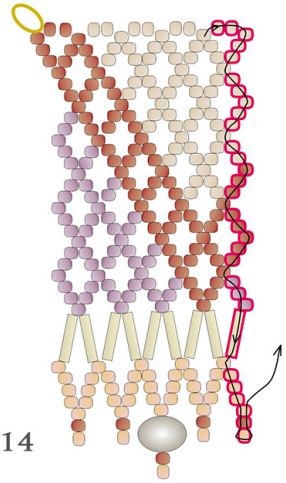

14

BEADSMAGIC.COM

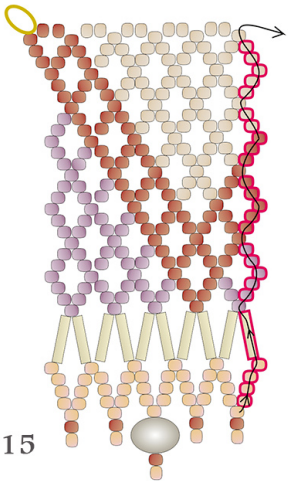

15

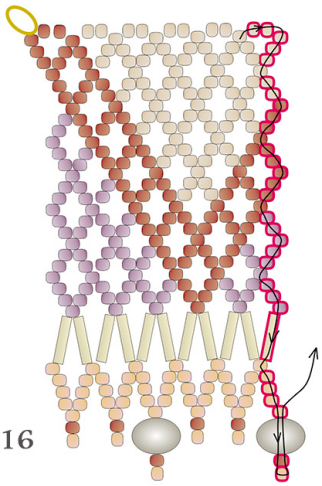

16

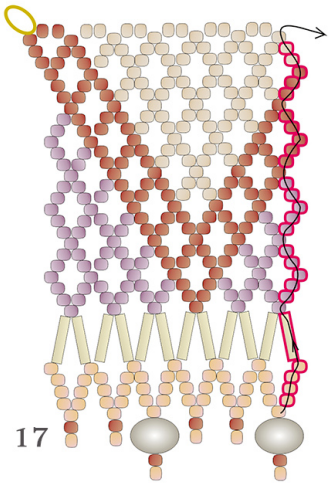

17

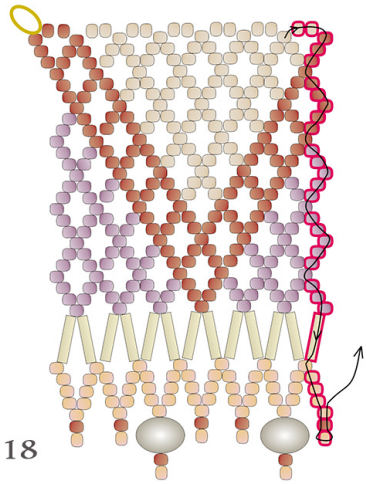

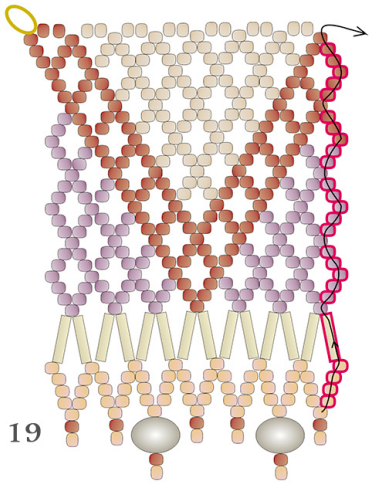

After you finsih step 19 repeat steps 8 -19
to desired length of the necklace.

In the end connect the clasp

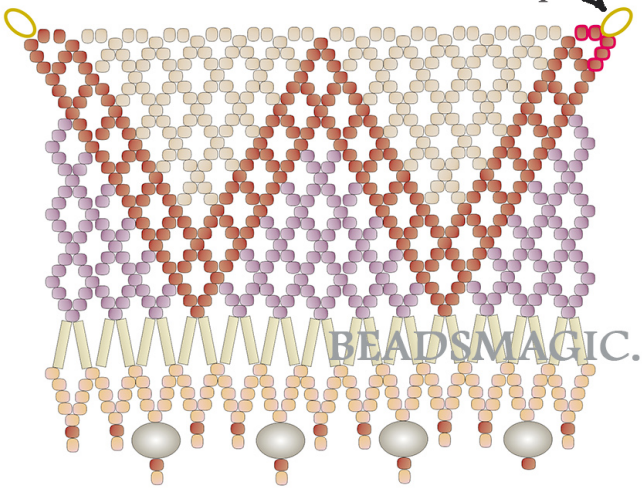

BEADSMAGIC.COM

Don’t forget to share your result in our facebook group – [Beadsmagic Free Patterns]