

Free bead tutorial for pendant Lena

Learn how to make a beautiful beaded pendant or earrings with our free bead tutorial Lena. This free beading pattern is easy to follow and even bead beginners can make these beaded superduo pendant. You can use this seed beads tutorial to make a cute pendant or earrings. We used only superduo and seed beads and this is very simple materials every beader has. You can watch even **video tutorial on Youtube**. [Click here to go to youtube tutorial](#) or find the link in the end of this post. Free **diagrams and pdf** are available as usually. Just click "[to read more](#)"!

FREE TUTORIAL
beadsmagic.com





FREE TUTORIAL
beadsmagic.com

Materials:

seed beads Toho or Miyuki 11/0

superuo beads

fireline or any beading thread

pendant connector

U can download this pattern in pdf format by clicking the pdf button in the end of this post.

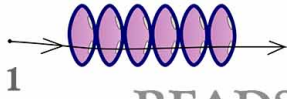
FREE TUTORIAL
beadsmagic.com





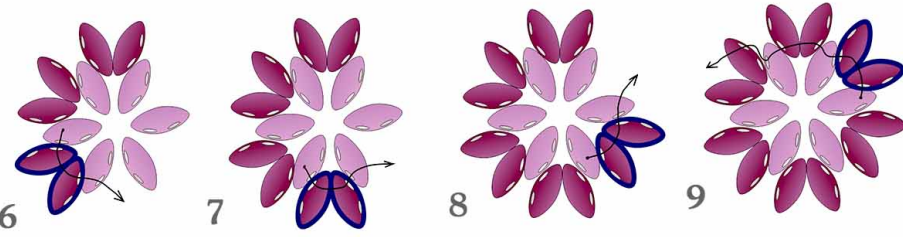
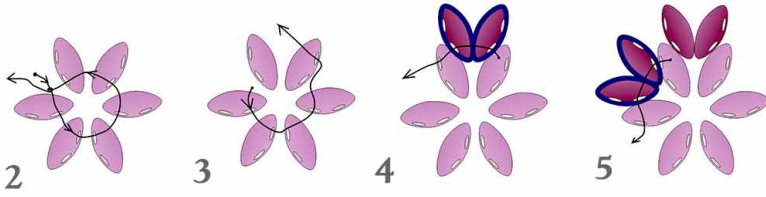
FREE TUTORIAL
beadsmagic.com

Click on the diagram to enlarge it.

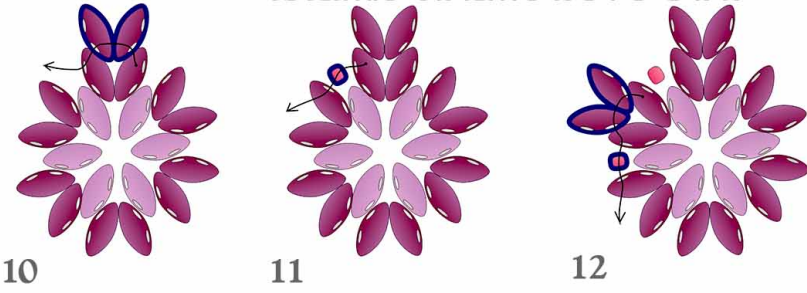


1

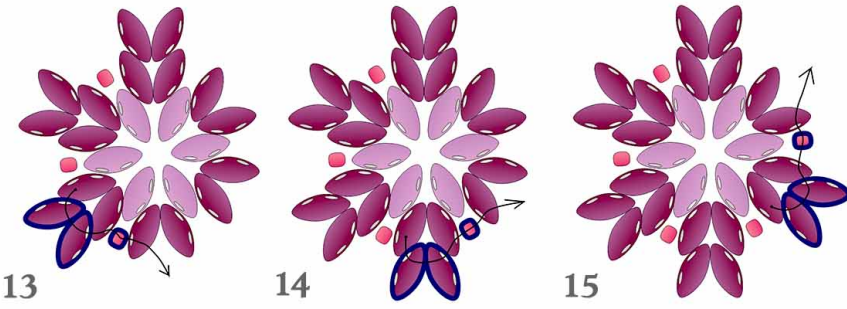
BEADSMAGIC.COM

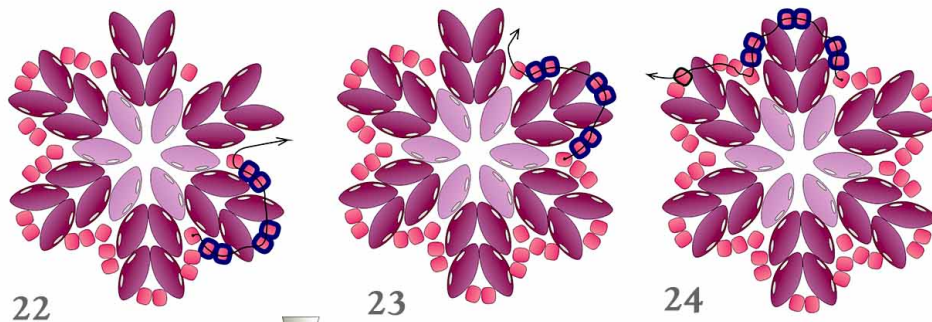




BEADSMAGIC.COM



BEADSMAGIC.COM





NOTE: We don't mind if you sell the projects that you make with our patterns, but please mention that you got the pattern from beadsmagic.com.

Dont forget to share your beaded jewelry in our facebook group

– [facebook.com/groups/beadsmagicpatterns](https://www.facebook.com/groups/beadsmagicpatterns)