

Beaded cross earrings tutorial

Learn how to make these beautiful beaded cross earrings with our free beading pattern. We used for this beading tutorial 2 colors of superduo beads, seed beads Toho and round beads. Its possible to use even bicones in this seed beads pattern. Our step by step beading instruction is very clear and detailed and every bead beginner can follow it. This time you can watch even video tutorial on Youtube. [Click here to go to youtube tutorial](#) or find the video in the end of this post. Free bead diagrams and pdf tutorial are available as usually. Please comment what you think about this bead tutorial and if you are going to use this beading pattern.

FREE PATTERN
beadsmagic.com



FREE PATTERN
beadsmagic.com



Materials:

seed beads Toho or Miyuki 11/0

superduo beads 2 colors

round beads 4 mm or icones 4 mm

fireline or fishing line or any beading thread

earrings hooks

U can download this pattern in pdf format by clicking the pdf button in the end of this post.

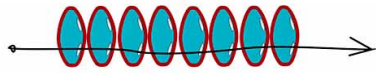
FREE PATTERN
beadsmagic.com




FREE PATTERN
beadsmagic.com




Click on the diagram to enlarge it.



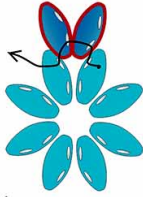
1



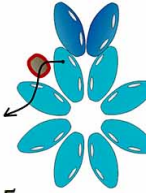
2



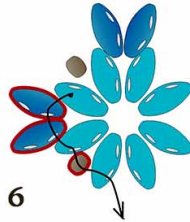
3



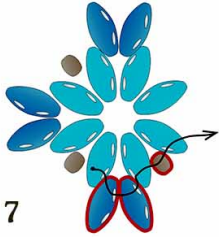
4




5



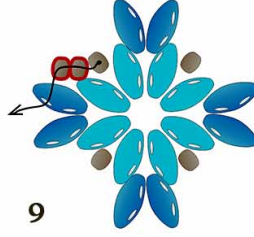
6



7

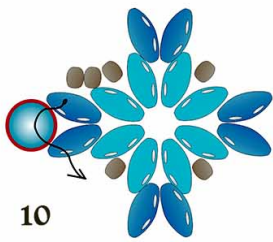


8

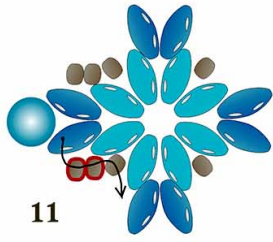


9

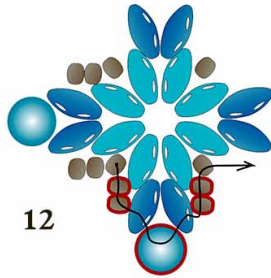
BEADSMAGIC.COM



10

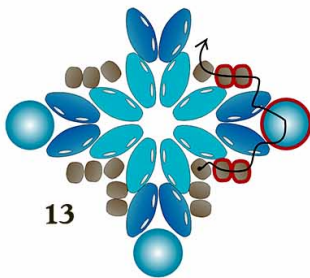


11

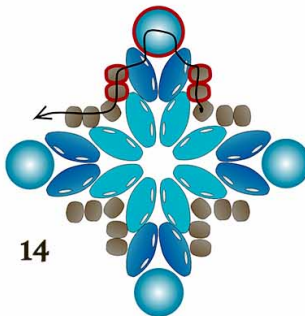


12

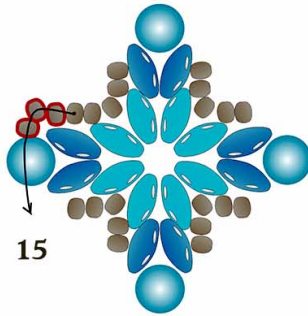
BEADSMAGIC.COM



13

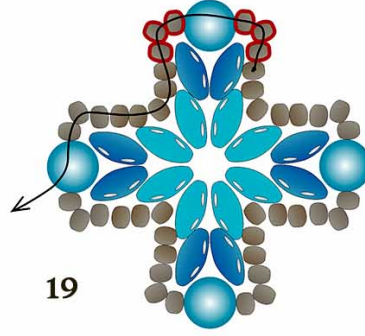
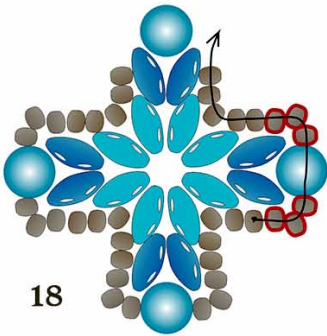
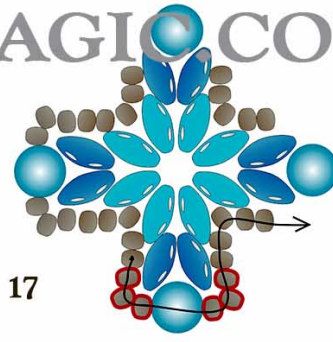
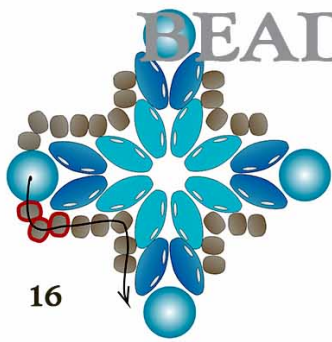


14

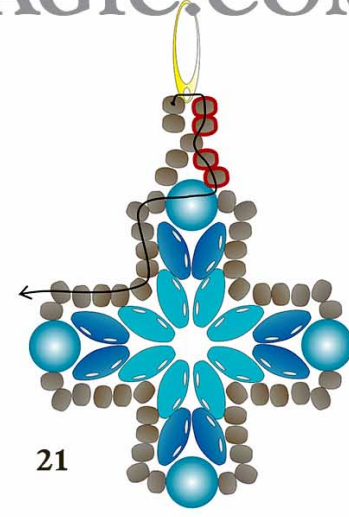
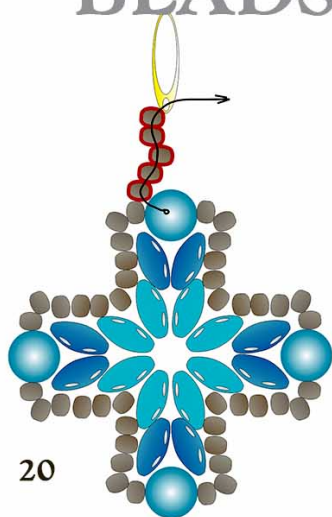


15

BEADSMAGIC.COM



BEADSMAGIC.COM



NOTE: We don't mind if you sell the projects that you make with our patterns, but please mention that you got the pattern from beadsmagic.com.

Dont forget to share your beaded jewelry in our facebook group – facebook.com/groups/beadsmagicpatterns