

# A pattern for bracelet Caracas by Mireya

A pattern for beautiful bracelet Caracas by [Mireya](#)



U need:

4 round beads 4mm

3 round beads 6mm

48 round or bicone beads 3 mm

48 round or bicone beads 4mm

seed beads 11/0

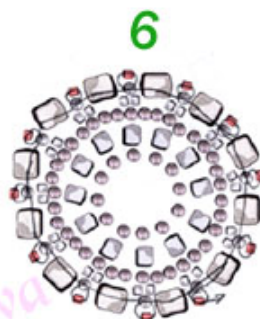
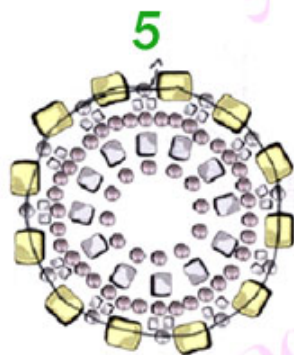

seed beads (delica)

# Bracelet "Caracas"

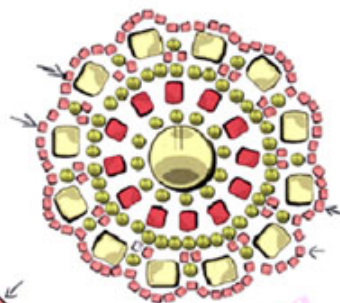
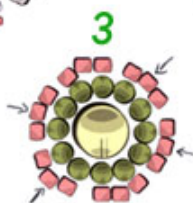
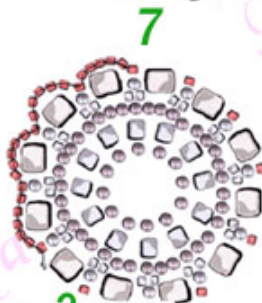
- \*4 rondes de 4mm
- \*3 rondes de 6mm
- \*48 facettes de 3mm
- \*48 facettes de 4mm
- \*rocailles 11/0
- \*delicas
- \*Fil C-Lon "D"



Laissez au moins 20cm  
de fil au debut du travail  
pour attacher la perle de  
4mm à la fin.



Serrez toujours au  
fur et à mesure  
que vous avancez



Attachez les deux fleurs  
aux points indiqués.

[Click to see Mireya`s blog](#)

