Beautiful beaded bracelet

Beautiful beaded bracelet and pattern for it!

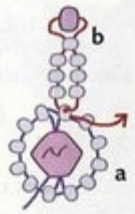

Fig. 1: *Adding the first petal*

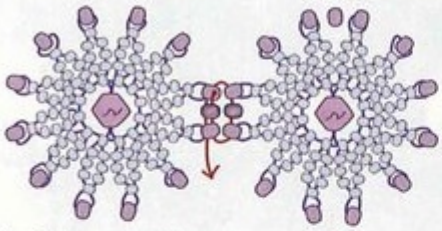

Fig. 2: *Connecting 2 flowers*

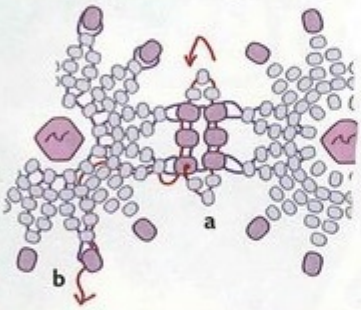

Fig. 3: *Working the picots and setting up for the next connection*

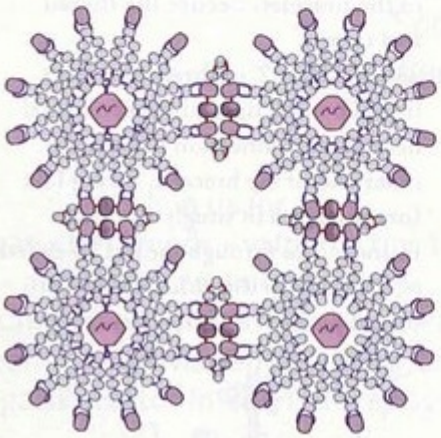

Fig. 4: *Connecting 4 flowers into a square*

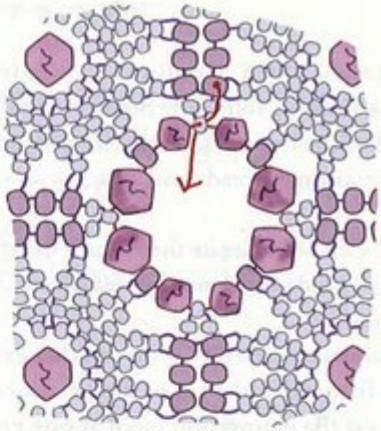

Fig. 5: *Embellishing the square's opening*

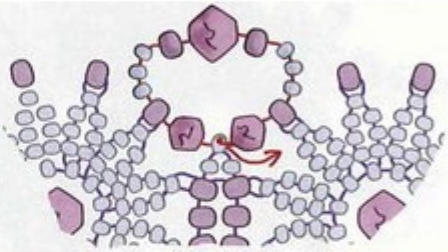

Fig. 6: *Working an edge loop*

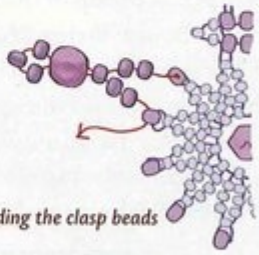

Fig. 7a: *Adding the clasp beads*

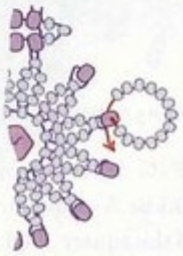

Fig. 7b: *Adding a clasp loop*